

PRIDE Questionnaire Report for Parents
2004-05 Pride National Summary / Parent

February 1, 2006

Contents

- 1 Introduction** **1**

- 2 Standard Graphics** **3**
 - 2.1 When Does Your Child Use 3

- 3 Percentage Tables** **20**
 - 3.1 Parent Demographics 21
 - 3.2 Student Demographics 23
 - 3.3 Student Information 25
 - 3.4 Community Information 34
 - 3.5 Impressions About Drug Use 38
 - 3.6 During The Past Year What Percent Of Students In Your Child’s Grade Have Used . . . 44
 - 3.7 When Does Your Child Use 50
 - 3.8 How Easy Is It For Students In Your Child’s Grade To Get 56
 - 3.9 Effectiveness of Solutions 62

List of Tables

- 3.1 Relation to Child 21
- 3.2 Marital Status 21
- 3.3 Ethnic Origin 22
- 3.4 Age 22
- 3.5 Sex of Child 23
- 3.6 Use of Alcohol - My Child 23
- 3.7 Use of Drugs - My Child 24
- 3.8 My Child Makes Good Grades In School 25
- 3.9 My Child Gets Into Trouble At School 25
- 3.10 My Child Attends Church, Synagogue, etc. 26
- 3.11 I Set Clear Rules For My Child 26
- 3.12 I Punish My Child When He/She Breaks The Rules 26
- 3.13 I Talk To My Child About The Dangerous Effects Of Using Drugs 27
- 3.14 I talk To My Child About The Dangerous Dffects Of drinking alcohol 27
- 3.15 My Child Participates In Drug-free Activities Provided In My Community 27
- 3.16 Our School Does A Good Job Of Teaching Kids About The Harmful Effects Of Drug Use 28
- 3.17 Our School Does A Good Job Of Working With Parents Regarding Drug Abuse Prevention 28
- 3.18 Law Enforcement Is Doing A Good Job In Keeping Alcohol Away From Students 28
- 3.19 Law Enforcement Is Doing A Good Job In Keeping Drugs Away From Students 29
- 3.20 I Am Afraid My Child Will Be Hurt At School 29
- 3.21 Gangs Are A Threat To My Child At School 29
- 3.22 My Child Has Been Threatened With A Gun, Knife Or Club At School 30
- 3.23 A Student Has Threatened To Hit, Slap Or Kick My Child 30
- 3.24 Gangs Are A Threat To My Child In My Community 30
- 3.25 I Am Afraid My Child Will Be Hurt In My Community 31
- 3.26 Our School Sets Clear Rules On Bullying At School 31
- 3.27 I see ads on TV that encourage me to talk to my child about drug use 31
- 3.28 The school has security resource officer 32
- 3.29 A security resource officer can prevent violence at school 32
- 3.30 Every school needs a security resource officer 32
- 3.31 Our community has an anti-drug community coalition 33
- 3.32 My child has skipped school without my permission 33
- 3.33 Drug And Alcohol Use Is A Big Problem Facing Youth In My Community 34
- 3.34 Youth Violence Is A Big Problem In My Community 34
- 3.35 My Child Has Friends Who Drink 35
- 3.36 It Would Be Okay With Me For My Child To Use Alcohol If He/she Would Not Use
Other Drugs 35

3.37 Beer Ads Encourage Underage Drinking	35
3.38 My Child Has Friends Who Use Drugs	36
3.39 It Would Be Okay With Me For My Child To Smoke A Little Pot If He/she Would Leave Other Drugs Alone	36
3.40 Alcohol Abuse Is A Problem Among The Students In My Child's School	36
3.41 The Alcohol Industry Does A Good Job Of Discouraging Underage Drinking.	37
3.42 Harmfulness of Use – Cigarettes	38
3.43 Harmfulness of Use – Smokeless Tobacco, Snuff, etc	38
3.44 Harmfulness of Use – Cigars	39
3.45 Harmfulness of Use – Beer	39
3.46 Harmfulness of Use – Wine Coolers	39
3.47 Harmfulness of Use – Liquor	40
3.48 Harmfulness of Use – Marijuana	40
3.49 Harmfulness of Use – Cocaine (crack, etc)	40
3.50 Harmfulness of Use – Uppers (stimulants)	41
3.51 Harmfulness of Use – Downers (depressants)	41
3.52 Harmfulness of Use – Inhalants (glue, etc)	41
3.53 Harmfulness of Use – Hallucinogens (PCP, LSD, etc)	42
3.54 Harmfulness of Use – Heroin (opiates)	42
3.55 Harmfulness of Use – Anabolic Steroids	42
3.56 Harmfulness of Use – Ecstasy (MDMA)	43
3.57 Harmfulness of Use – OxyContin	43
3.58 Percent of Use – Cigarettes	44
3.59 Percent of Use – Smokeless Tobacco, Snuff, etc	44
3.60 Percent of Use – Cigars	45
3.61 Percent of Use – Beer	45
3.62 Percent of Use – Wine Coolers	45
3.63 Percent of Use – Liquor	46
3.64 Percent of Use – Marijuana	46
3.65 Percent of Use – Cocaine (crack, etc)	46
3.66 Percent of Use – Uppers (stimulants)	47
3.67 Percent of Use – Downers (depressants)	47
3.68 Percent of Use – Inhalants (glue, etc)	47
3.69 Percent of Use – Hallucinogens (PCP, LSD, etc)	48
3.70 Percent of Use – Heroin (opiates)	48
3.71 Percent of Use – Anabolic Steroids	48
3.72 Percent of Use – Ecstasy (MDMA)	49
3.73 Percent of Use – OxyContin	49
3.74 When Does Your Child Use Cigarettes	50
3.75 When Does Your Child Use Smokeless Tobacco, Snuff, etc	50
3.76 When Does Your Child Use Cigars	51
3.77 When Does Your Child Use Beer	51
3.78 When Does Your Child Use Wine Coolers	51
3.79 When Does Your Child Use Liquor	52
3.80 When Does Your Child Use Marijuana	52
3.81 When Does Your Child Use Cocaine (crack, etc)	52
3.82 When Does Your Child Use Uppers (stimulants)	53

3.83 When Does Your Child Use Downers (depressants)	53
3.84 When Does Your Child Use Inhalants (glue, etc)	53
3.85 When Does Your Child Use Hallucinogens (PCP, LSD, etc)	54
3.86 When Does Your Child Use Heroin (opiates)	54
3.87 When Does Your Child Use Anabolic Steroids	54
3.88 When Does Your Child Use Ecstasy (MDMA)	55
3.89 When Does Your Child Use OxyContin	55
3.90 How Easy Is It For Students In Your Child's Grade To Get Cigarettes	56
3.91 How Easy Is It For Students In Your Child's Grade To Get Smokeless Tobacco, Snuff, etc	56
3.92 How Easy Is It For Students In Your Child's Grade To Get Cigars	57
3.93 How Easy Is It For Students In Your Child's Grade To Get Beer	57
3.94 How Easy Is It For Students In Your Child's Grade To Get Wine Coolers	57
3.95 How Easy Is It For Students In Your Child's Grade To Get Liquor	58
3.96 How Easy Is It For Students In Your Child's Grade To Get Marijuana	58
3.97 How Easy Is It For Students In Your Child's Grade To Get Cocaine (crack, etc)	58
3.98 How Easy Is It For Students In Your Child's Grade To Get Uppers (stimulants)	59
3.99 How Easy Is It For Students In Your Child's Grade To Get Downers (depressants)	59
3.100How Easy Is It For Students In Your Child's Grade To Get Inhalants (glue, etc)	59
3.101How Easy Is It For Students In Your Child's Grade To Get Hallucinogens (PCP, LSD, etc)	60
3.102How Easy Is It For Students In Your Child's Grade To Get Heroin (opiates)	60
3.103How Easy Is It For Students In Your Child's Grade To Get Anabolic Steroids	60
3.104How Easy Is It For Students In Your Child's Grade To Get Ecstasy (MDMA)	61
3.105How Easy Is It For Students In Your Child's Grade To Get OxyContin	61
3.106School-based Education About The Harmful Effects Of Drug And Alcohol Use	62
3.107Religious Institutions Providing Drug Education To Young People	62
3.108Parents Providing Drug Education To Their Children	63
3.109Parents Taking Responsibility For Their Children's Use Of Drugs And Alcohol	63
3.110News Media In Keeping Parents/Public Informed About Student Drug Use And Violence	63
3.111Schools In Keeping Parents/Public Informed About Student Drug Use And Violence . . .	64
3.112Police In Keeping Parents/Public Informed About Student Drug Use And Violence . . .	64
3.113Support By Civic And Service Organizations For Drug, Alcohol And Violence Prevention Activities	64
3.114Parents Involved In Drug, Alcohol And Violence Prevention	65
3.115Work Of Community Coalition In Keeping Young People Drug-Free	65
3.116Training Programs For Teachers And Other Professionals In The Community	65
3.117Student Action Groups' Involvement In The Prevention Of Drug Use And Violence . . .	66
3.118After School Activities For Young People At School	66
3.119After School Activities For Young People In The Community	66
3.120Early Help Programs For Students Who Are Beginning Drug And Alcohol Use	67
3.121Treatment For Students Who Are Drug And/or Alcohol Dependent	67
3.122Fund-raising To Provide Resources For School/Community Prevention Programs	67
3.123Laws Prohibiting Use Of Alcohol By Minors	68
3.124Laws Prohibiting Use Of Illicit Drugs	68
3.125School Policy On Student Use Of Drugs And Alcohol At School	68
3.126School Policy On Student Violence	69
3.127Law Enforcement In Keeping Drugs And Alcohol Away From Students	70
3.128Having A Security Officer At The School	70

3.129Active Involvement Of Business And Industry In the Prevention Of Drug Use and Violence	70
3.130Drug Screening Of Students By The School	71
3.131TV Ads On Preventing Drug Use By Youth	71
3.132TV Ads On Preventing Alcohol Use By Youth	71

List of Figures

- 2.1 When Does Your Child Use Cigarettes 4
- 2.2 When Does Your Child Use Smokeless Tobacco, Snuff, etc. 5
- 2.3 When Does Your Child Use Cigars 6
- 2.4 When Does Your Child Use Beer 7
- 2.5 When Does Your Child Use Wine Coolers 8
- 2.6 When Does Your Child Use Liquor 9
- 2.7 When Does Your Child Use Marijuana 10
- 2.8 When Does Your Child Use Cocaine (crack, etc.) 11
- 2.9 When Does Your Child Use Uppers (stimulants) 12
- 2.10 When Does Your Child Use Downers (depressants) 13
- 2.11 When Does Your Child Use Inhalants (glue, etc.) 14
- 2.12 When Does Your Child Use Hallucinogens (PCP, LSD, etc.) 15
- 2.13 When Does Your Child Use Heroin (opiates) 16
- 2.14 When Does Your Child Use Anabolic Steroids 17
- 2.15 When Does Your Child Use Ecstasy (MDMA, etc.) 18
- 2.16 When Does Your Child Use OxyContin 19

Chapter 1

Introduction

The following graphs and tables are compiled from data collected from parents in your school(s) using the **PRIDE Questionnaire for Parents**. These data reflect information, impressions and knowledge parents have regarding drug and alcohol use and violence amongst your students. It is important that this report be utilized as part of your drug abuse and violence awareness and prevention programs. We strongly suggest that you:

COPY THE FOLLOWING PAGES, (which highlight and graphically summarize drug use and violent behavior by students in your school)

DISTRIBUTE THEM TO YOUR FACULTY

AND SHARE THIS INFORMATION WITH PARENTS.

Most of all, we strongly encourage a parent meeting at your school to share this information!

NOTE: Most drug use occurs at nights and weekends when school is not in session.

FOR GREATEST SUCCESS IN DECREASING DRUG USE, FACULTY, STUDENTS AND PARENTS MUST WORK TOGETHER TOWARD A DRUG-FREE LIFESTYLE.

If you have questions about this report or if you wish to have information on other **PRIDE Surveys** services and products, please call the **PRIDE Surveys** Office or write to the following address:

PRIDE Surveys
Janie Pitcock
160 Vanderbilt Court
Bowling Green, KY 42103
1-800-279-6361

1-270-746-9596

www.pridesurveys.com

The following information is for **PRIDE Surveys** internal use only.

- Data Files: up049999
- Filter:

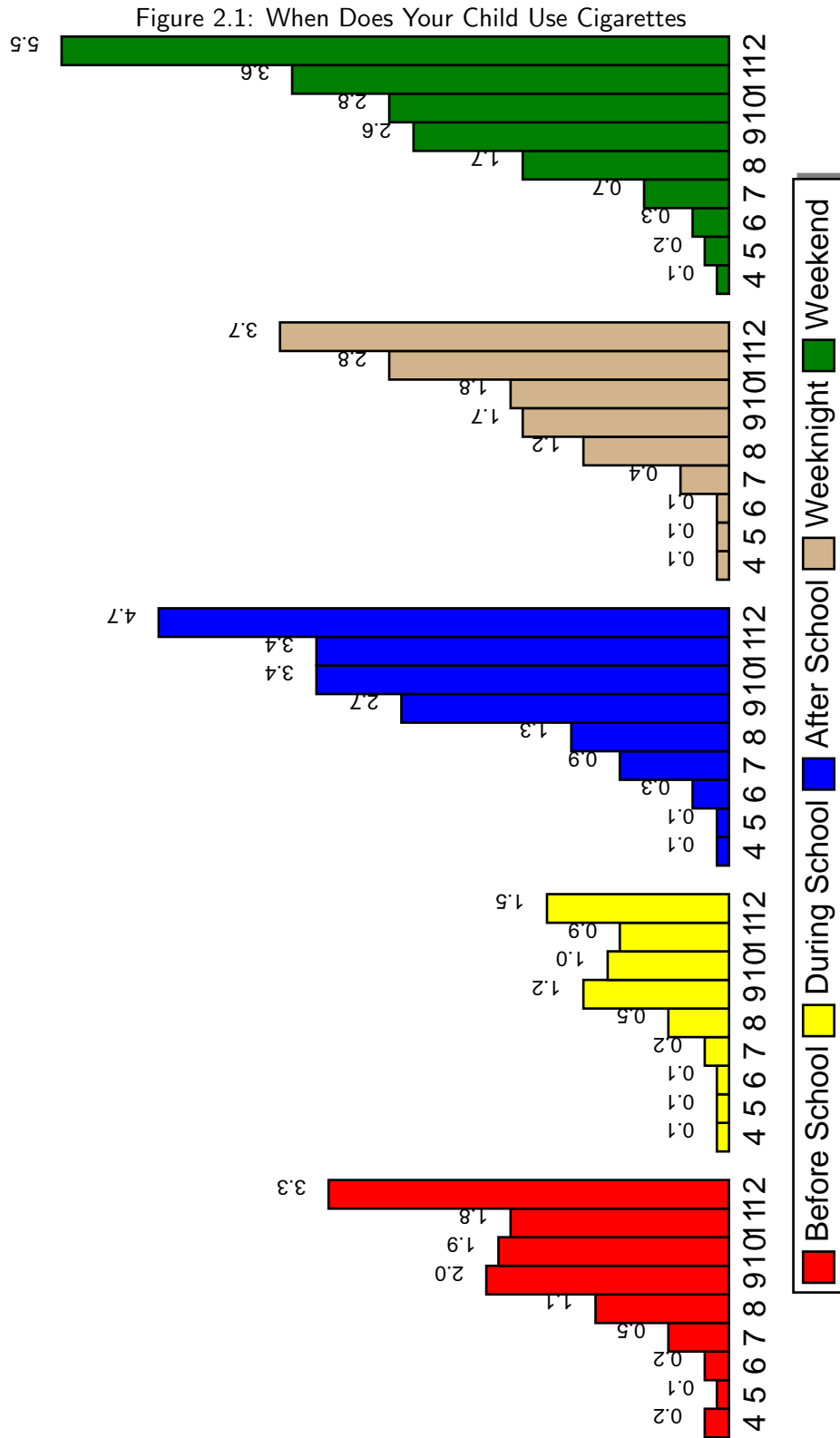
Chapter 2

Standard Graphics

2.1 When Does Your Child Use

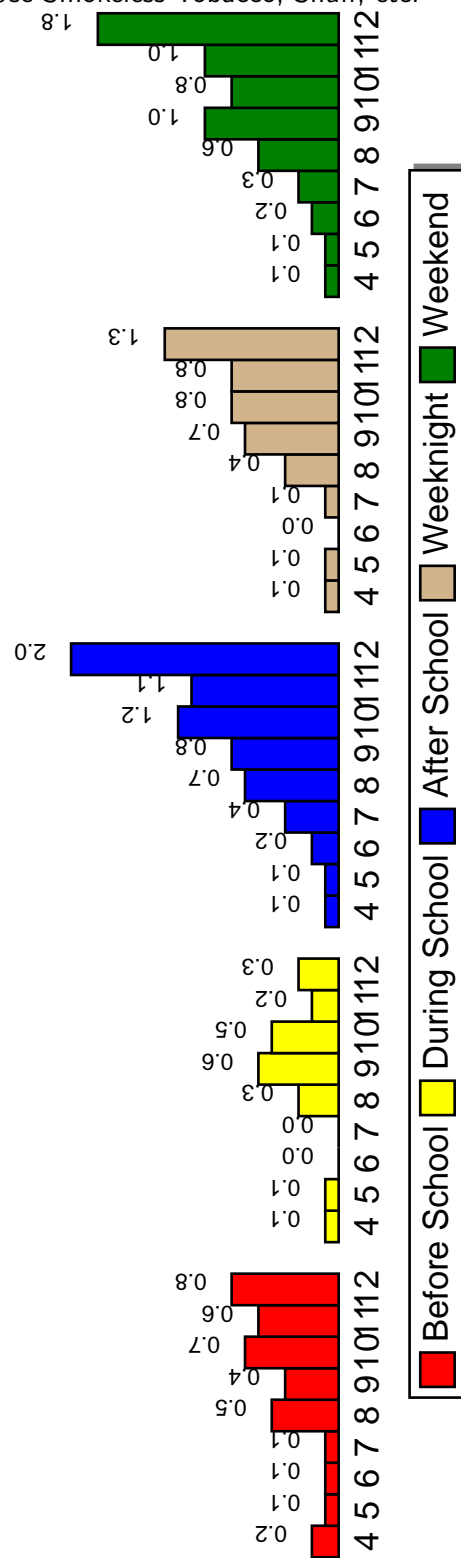
The following graphs show the parents' perception of when their child's use of drugs and alcohol occurs. Typically, students report that most drug and alcohol use occurs on week nights and weekends.

When Does Your Child Use Cigarettes



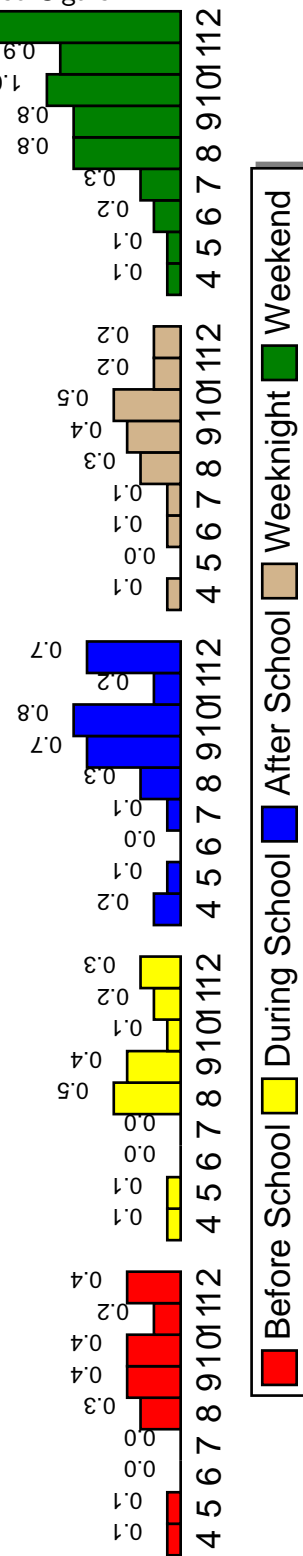
When Does Your Child Use Smokeless Tobacco, Snuff, etc.

Figure 2.2: When Does Your Child Use Smokeless Tobacco, Snuff, etc.

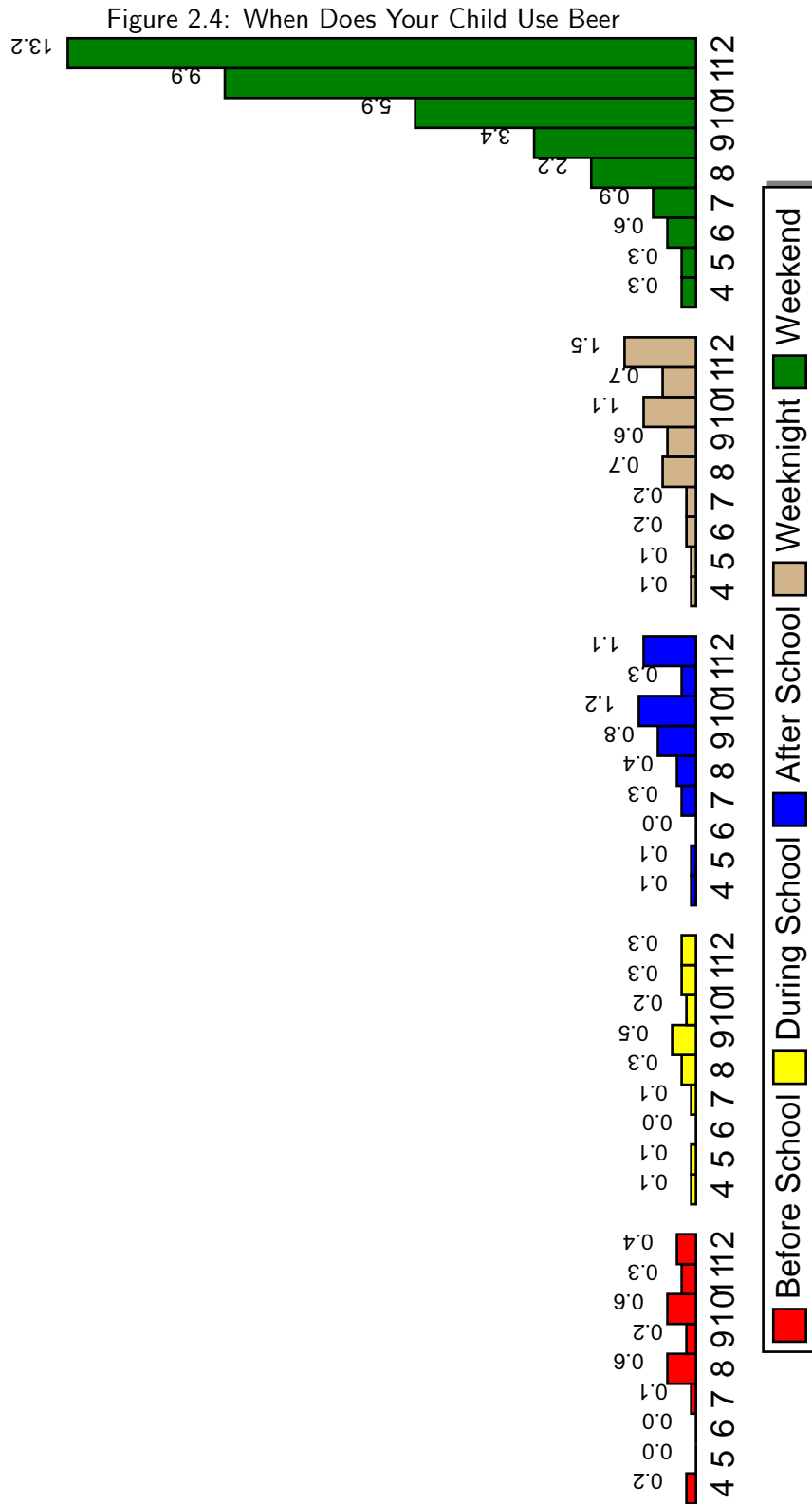


When Does Your Child Use Cigars


Figure 2.3: When Does Your Child Use Cigars



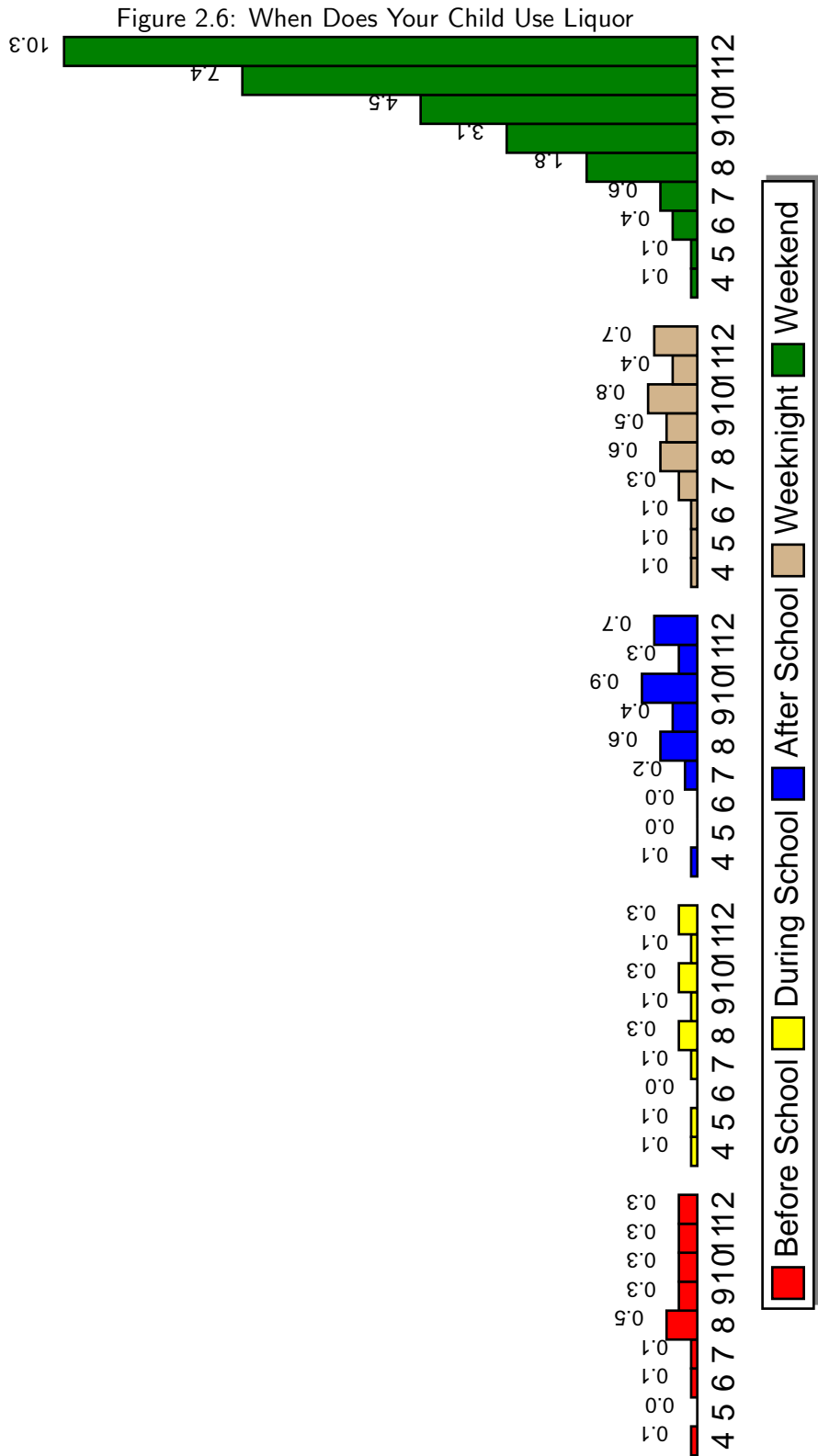
When Does Your Child Use Beer



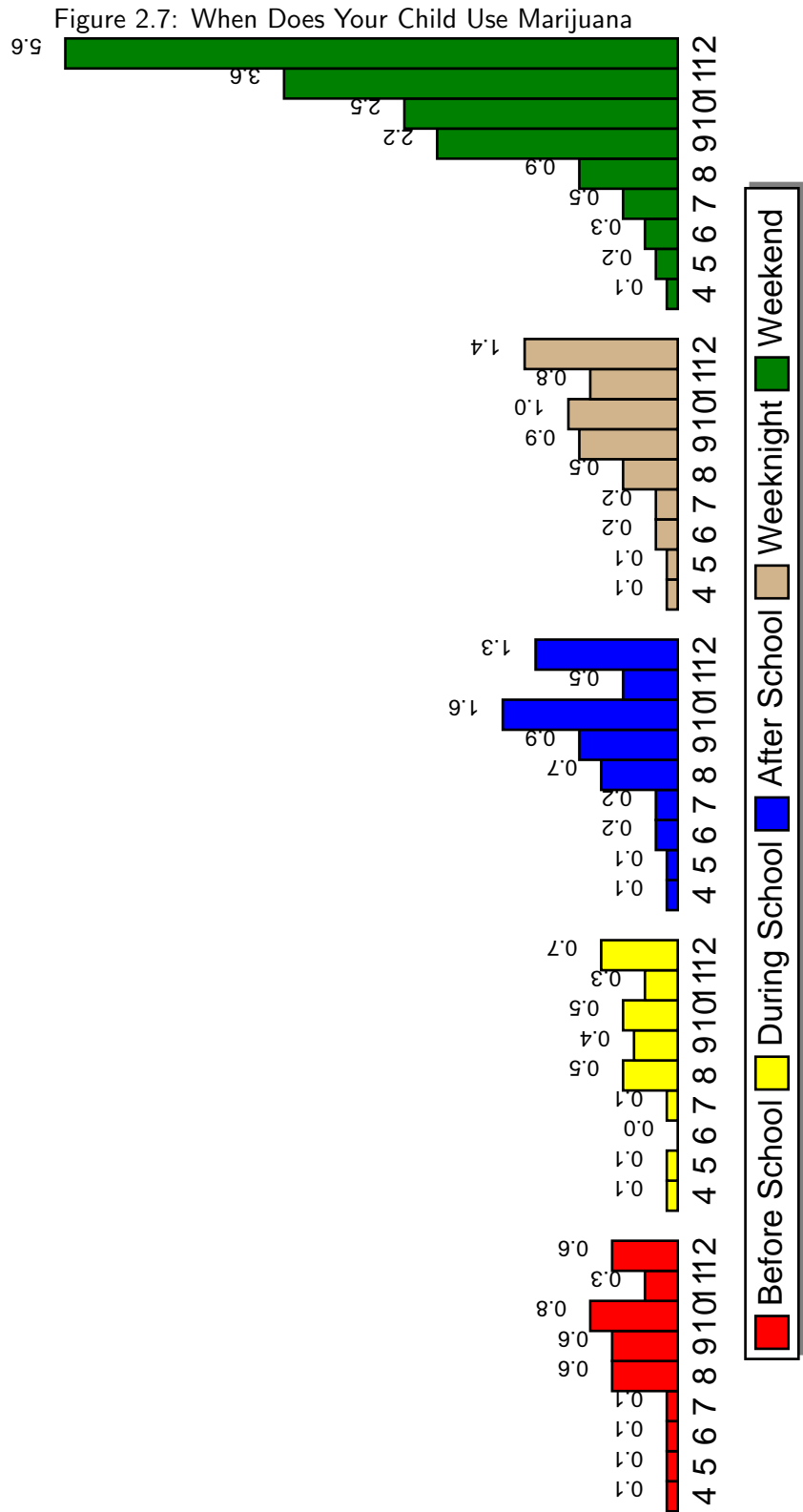
When Does Your Child Use Wine Coolers



When Does Your Child Use Liquor

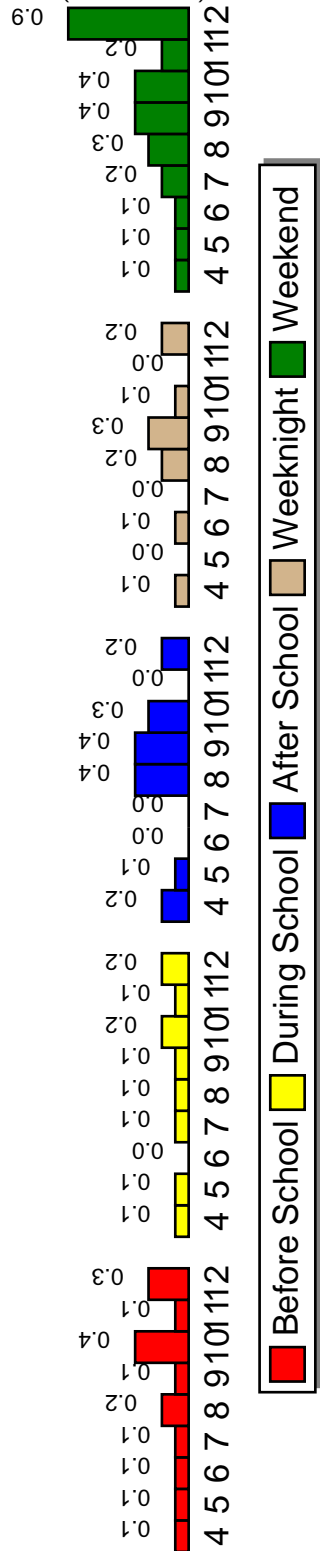


When Does Your Child Use Marijuana



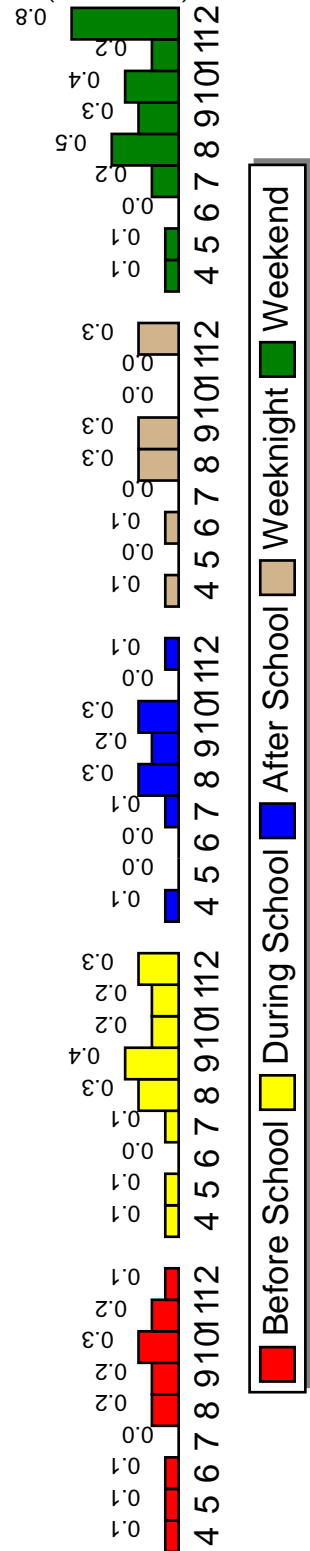
When Does Your Child Use Cocaine (crack, etc.)

Figure 2.8: When Does Your Child Use Cocaine (crack, etc.)



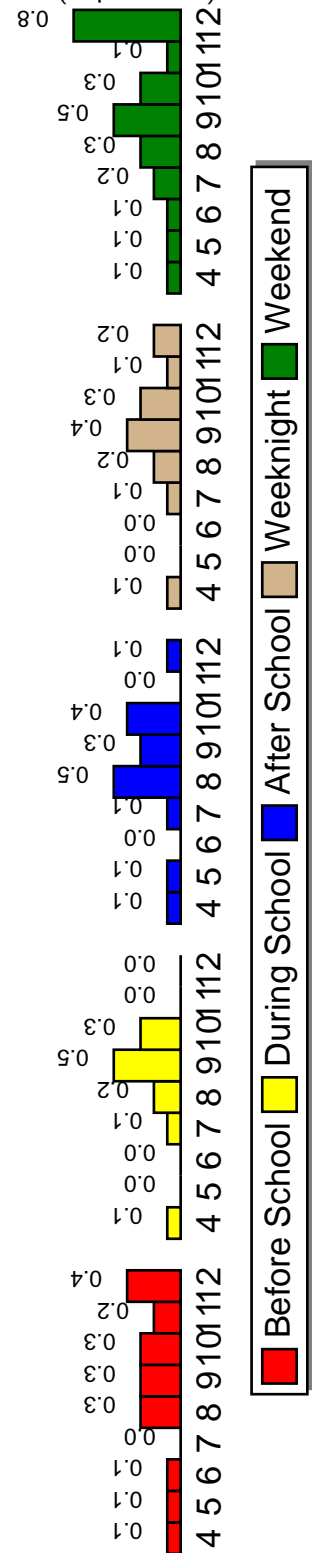
When Does Your Child Use Uppers (stimulants)

Figure 2.9: When Does Your Child Use Uppers (stimulants)



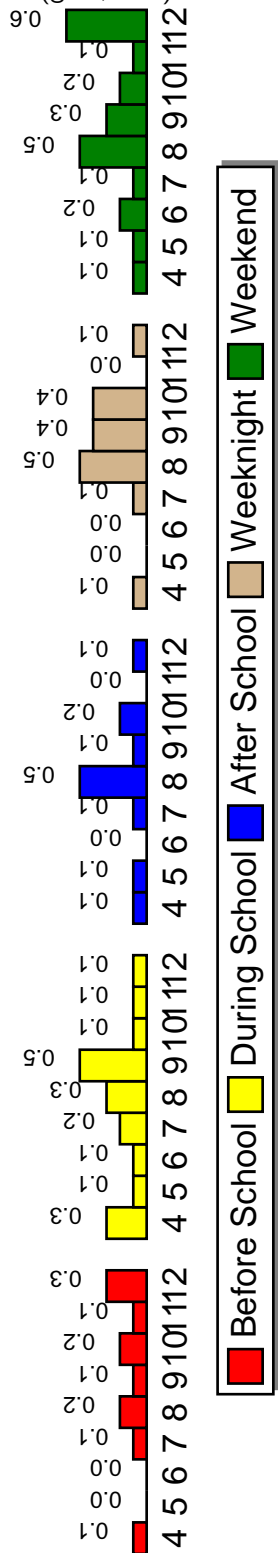
When Does Your Child Use Downers (depressants)

Figure 2.10: When Does Your Child Use Downers (depressants)



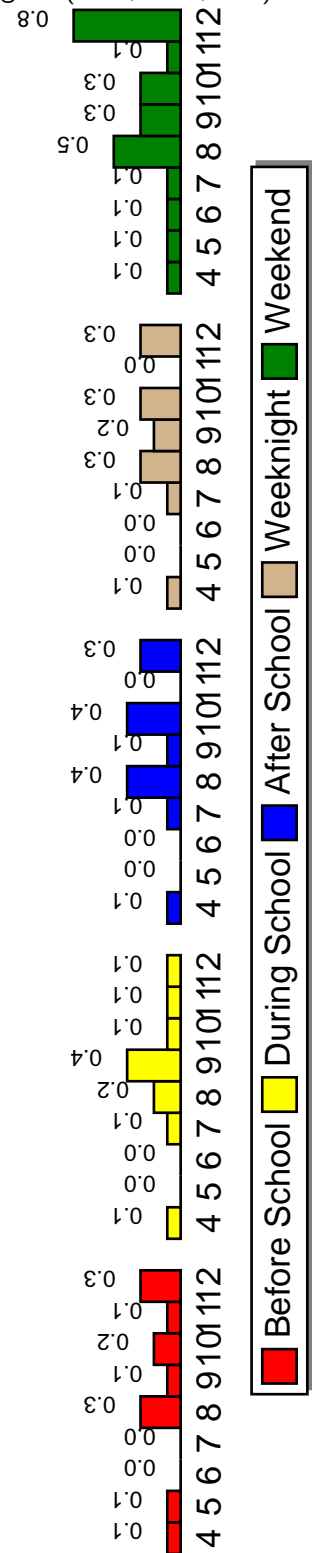
When Does Your Child Use Inhalants (glue, etc.)

Figure 2.11: When Does Your Child Use Inhalants (glue, etc.)



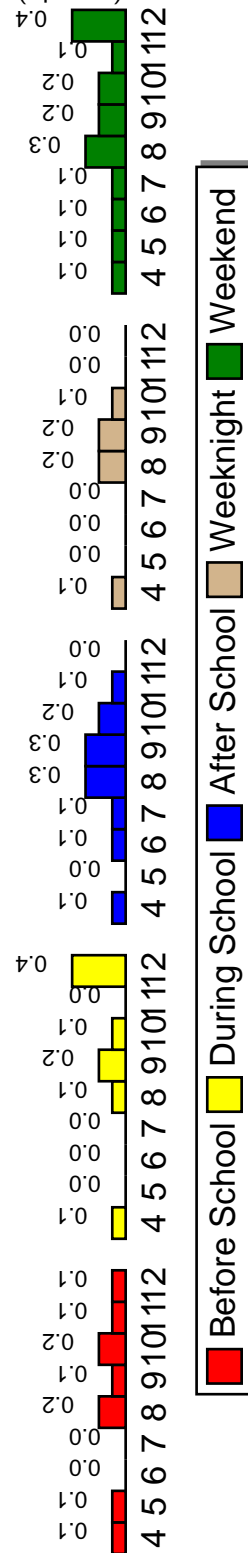
When Does Your Child Use Hallucinogens (PCP, LSD, etc.)

Figure 2.12: When Does Your Child Use Hallucinogens (PCP, LSD, etc.)



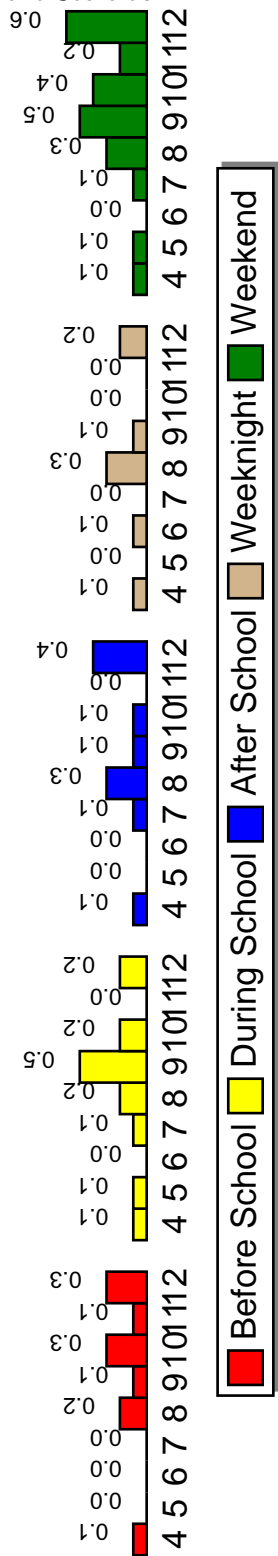
When Does Your Child Use Heroin (opiates)

Figure 2.13: When Does Your Child Use Heroin (opiates)



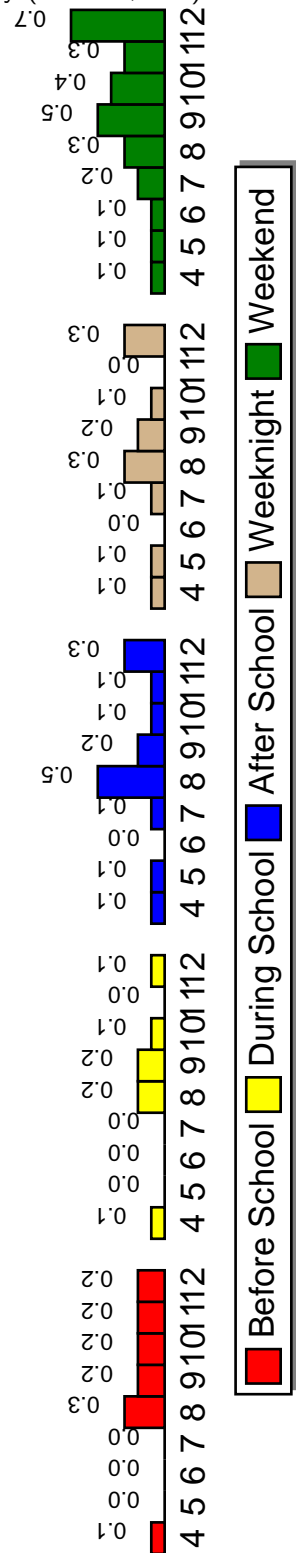
When Does Your Child Use Anabolic Steroids

Figure 2.14: When Does Your Child Use Anabolic Steroids



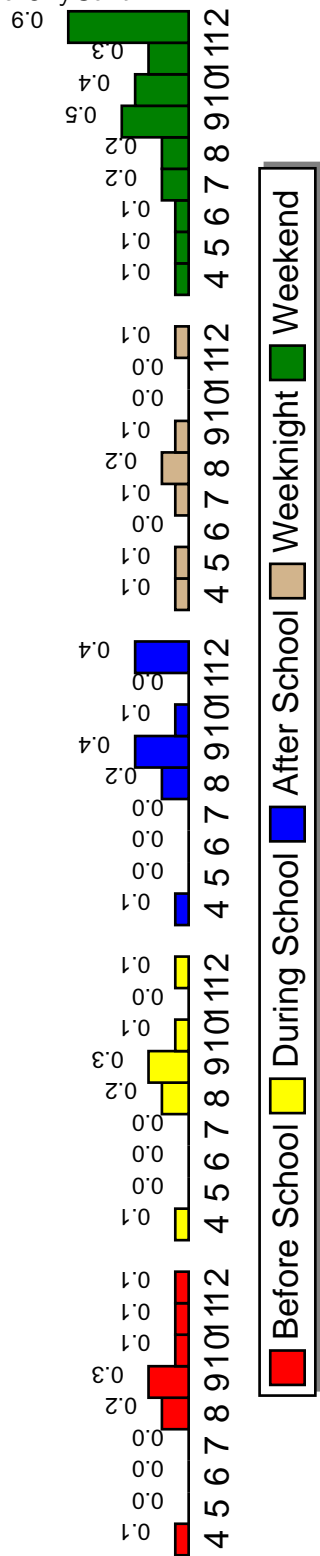
When Does Your Child Use Ecstasy (MDMA, etc.)

Figure 2.15: When Does Your Child Use Ecstasy (MDMA, etc.)



When Does Your Child Use OxyContin

Figure 2.16: When Does Your Child Use OxyContin



Chapter 3

Percentage Tables

This chapter contains your parent survey results in tabular form. Each table corresponds to an item on the questionnaire. The *N of Valid* column contains the number of parents responding to the item and the *N of Missing* column contains the number of parents not responding to the item. The remaining columns contain the percentages of parents responding to the particular response categories.

The percentage tables of the report appear in the same order as corresponding questions on the questionnaire. The Table of Contents contains the percentage tables by section and gives the page number where each section is located. The List of Tables contains the location of each individual table.

3.1 Parent Demographics

Table 3.1: Relation to Child

Grade Level	N of Valid	N of Miss	Mother	Father	Grandmother	Grandfather	Guardian	Other
4th	1956	32	82.0	10.8	4.5	0.3	0.9	1.5
5th	3082	37	81.4	12.5	3.7	0.4	1.1	1.0
6th	2538	38	82.5	12.2	2.3	0.3	1.5	1.1
7th	2660	40	80.2	14.1	2.7	0.3	1.7	0.9
8th	1708	31	80.9	12.5	2.6	0.3	2.2	1.6
9th	1390	34	78.3	16.3	2.7	0.4	1.5	0.9
10th	1443	14	79.7	14.4	2.2	0.3	2.4	1.0
11th	1144	20	79.4	15.1	2.1	0.3	2.2	0.9
12th	995	16	80.3	15.2	1.5	0.2	1.8	1.0
Total	16916	262	80.8	13.3	2.9	0.3	1.6	1.1

Table 3.2: Marital Status

Grade Level	N of Valid	N of Miss	Married	Separated	Divorced	Remarried	Single	Widowed
4th	1963	25	60.2	5.1	10.9	2.0	20.2	1.6
5th	3069	50	68.6	3.7	10.3	2.5	13.6	1.3
6th	2544	32	67.6	3.4	11.2	3.1	13.1	1.5
7th	2666	34	67.1	3.7	12.3	4.1	11.0	1.8
8th	1709	30	66.9	4.3	11.0	2.8	12.9	2.0
9th	1399	25	66.6	4.9	11.9	3.6	11.4	1.7
10th	1433	24	67.2	3.8	11.7	4.4	10.2	2.7
11th	1152	12	70.2	3.1	11.5	3.3	9.1	2.7
12th	995	16	71.9	3.4	12.9	3.0	7.2	1.6
Total	16930	248	67.1	3.9	11.4	3.1	12.7	1.8

Table 3.3: Ethnic Origin

Grade Level	N of Valid	N of Miss	White	African American	Asian/Pacific Isle	Hispanic	Native American	Mixed Origin	Other
4th	1946	42	47.7	46.0	0.7	2.4	2.0	0.7	0.6
5th	3063	56	61.0	33.3	0.7	2.8	0.8	0.7	0.8
6th	2534	42	60.9	32.8	0.9	2.6	1.7	0.7	0.4
7th	2657	43	66.6	26.0	1.6	2.6	2.3	0.5	0.4
8th	1711	28	58.8	34.8	1.1	2.3	1.6	1.0	0.4
9th	1390	34	60.8	33.2	1.2	2.0	1.8	0.4	0.6
10th	1437	20	63.5	30.9	1.8	1.9	1.2	0.2	0.4
11th	1143	21	65.7	30.5	1.4	1.0	0.5	0.4	0.3
12th	996	15	65.6	30.4	0.5	1.7	0.8	0.4	0.6
Total	16877	301	60.9	33.1	1.1	2.3	1.5	0.6	0.5

Table 3.4: Age

Grade Level	N of Valid	N of Miss	20-29 years	30-39 years	40-49 years	50+ years
4th	1962	26	15.9	50.9	26.3	6.9
5th	3096	23	9.7	51.0	32.2	7.1
6th	2554	22	5.0	50.9	36.8	7.2
7th	2668	32	3.1	46.3	41.7	8.9
8th	1717	22	2.0	41.1	46.1	10.9
9th	1404	20	1.9	34.5	49.6	14.0
10th	1442	15	1.5	29.8	51.2	17.5
11th	1153	11	1.5	21.2	53.3	24.0
12th	997	14	1.1	16.4	59.0	23.5
Total	16993	185	5.5	42.0	41.2	11.3

3.2 Student Demographics

Table 3.5: Sex of Child

Grade Level	N of Valid	N of Miss	Male	Female
4th	1968	20	42.2	57.8
5th	3099	20	45.5	54.5
6th	2565	11	45.5	54.5
7th	2688	12	44.4	55.6
8th	1727	12	43.9	56.1
9th	1416	8	44.4	55.6
10th	1449	8	43.5	56.5
11th	1156	8	44.9	55.1
12th	1000	11	46.6	53.4
Total	17068	110	44.5	55.5

Table 3.6: Use of Alcohol - My Child

Grade Level	N of Valid	N of Miss	Never Used	Has Tried	Is Using
4th	1960	28	98.4	1.4	0.2
5th	3082	37	97.1	2.8	0.1
6th	2548	28	95.2	4.5	0.3
7th	2668	32	93.0	6.9	0.1
8th	1718	21	89.3	10.1	0.5
9th	1396	28	82.3	16.8	0.9
10th	1441	16	74.5	23.9	1.6
11th	1146	18	66.8	31.2	2.0
12th	996	15	58.7	37.1	4.1
Total	16955	223	88.1	11.2	0.7

Table 3.7: Use of Drugs - My Child

Grade Level	N of Valid	N of Miss	Never Used	Has Tried	Is Using
4th	1899	89	99.3	0.5	0.2
5th	2999	120	99.5	0.4	0.1
6th	2476	100	99.1	0.7	0.2
7th	2613	87	98.7	1.2	0.1
8th	1676	63	96.6	2.6	0.8
9th	1365	59	93.8	5.1	1.1
10th	1404	53	92.6	6.5	0.9
11th	1125	39	89.9	9.2	1.0
12th	968	43	85.3	13.1	1.5
Total	16525	653	96.5	3.1	0.5

3.3 Student Information

Table 3.8: My Child Makes Good Grades In School

Grade Level	N of Valid	N of Miss	Never	Seldom	Sometimes	Often	A Lot
4th	1974	14	0.3	1.3	15.8	26.8	55.7
5th	3098	21	0.1	1.2	15.3	26.4	57.0
6th	2559	17	0.2	2.2	18.8	27.5	51.2
7th	2689	11	0.4	1.9	18.4	27.0	52.3
8th	1722	17	0.3	3.1	19.1	29.8	47.6
9th	1407	17	0.6	2.4	22.1	28.5	46.4
10th	1453	4	0.3	2.3	19.7	31.7	46.0
11th	1157	7	0.2	2.0	17.1	30.9	49.8
12th	1006	5	0.4	1.0	17.9	27.8	52.9
Total	17065	113	0.3	1.9	18.0	28.1	51.8

Table 3.9: My Child Gets Into Trouble At School

Grade Level	N of Valid	N of Miss	Never	Seldom	Sometimes	Often	A Lot
4th	1969	19	41.0	37.7	17.7	2.5	1.0
5th	3086	33	44.0	37.4	15.5	2.5	0.6
6th	2551	25	46.1	36.3	14.0	2.4	1.2
7th	2679	21	49.5	34.5	13.0	2.1	1.0
8th	1720	19	49.2	33.3	14.7	1.7	1.1
9th	1408	16	54.3	33.1	9.7	1.8	1.1
10th	1446	11	58.0	31.4	9.1	1.0	0.6
11th	1156	8	63.8	28.8	6.3	1.0	0.0
12th	1002	9	64.7	28.5	5.5	0.9	0.4
Total	17017	161	50.0	34.4	12.8	2.0	0.8

Table 3.10: My Child Attends Church, Synagogue, etc.

Grade Level	N of Valid	N of Miss	Never	Seldom	Sometimes	Often	A Lot
4th	1959	29	3.6	7.8	20.1	21.1	47.4
5th	3095	24	3.9	8.6	19.9	21.4	46.2
6th	2549	27	4.2	8.3	20.9	21.3	45.4
7th	2679	21	5.3	9.9	21.3	20.2	43.3
8th	1719	20	4.8	10.2	22.1	19.1	43.7
9th	1405	19	6.9	11.4	20.9	20.1	40.8
10th	1447	10	8.2	10.9	20.5	19.1	41.4
11th	1156	8	9.3	11.2	20.5	18.4	40.7
12th	1000	11	7.9	11.0	23.2	19.1	38.8
Total	17009	169	5.4	9.6	20.9	20.3	43.8

Table 3.11: I Set Clear Rules For My Child

Grade Level	N of Valid	N of Miss	Never	Seldom	Sometimes	Often	A Lot
4th	1955	33	0.2	0.4	3.5	25.6	70.3
5th	3081	38	0.4	0.4	3.9	26.7	68.6
6th	2536	40	0.2	0.9	4.0	27.1	67.9
7th	2668	32	0.6	1.2	4.5	28.1	65.6
8th	1716	23	0.8	1.0	4.9	26.5	66.8
9th	1402	22	0.7	0.8	5.7	31.5	61.3
10th	1437	20	0.7	1.5	5.8	31.6	60.3
11th	1149	15	1.0	1.0	6.3	33.6	58.1
12th	992	19	0.7	1.1	6.6	30.8	60.8
Total	16936	242	0.5	0.9	4.7	28.3	65.6

Table 3.12: I Punish My Child When He/She Breaks The Rules

Grade Level	N of Valid	N of Miss	Never	Seldom	Sometimes	Often	A Lot
4th	1948	40	0.7	2.5	16.4	38.1	42.2
5th	3068	51	0.9	2.2	14.7	40.9	41.4
6th	2537	39	0.7	2.5	15.4	40.2	41.2
7th	2638	62	1.3	3.6	15.7	40.0	39.5
8th	1701	38	1.5	3.8	16.8	39.9	38.0
9th	1391	33	1.0	4.1	18.1	40.5	36.2
10th	1426	31	1.8	5.7	21.6	36.7	34.3
11th	1142	22	1.7	4.7	21.5	41.3	30.8
12th	978	33	3.1	5.0	23.6	37.4	30.9
Total	16829	349	1.2	3.4	17.2	39.7	38.5

Table 3.13: I Talk To My Child About The Dangerous Effects Of Using Drugs

Grade Level	N of Valid	N of Miss	Never	Seldom	Sometimes	Often	A Lot
4th	1970	18	1.0	2.6	16.1	27.0	53.2
5th	3098	21	0.7	2.9	15.6	28.4	52.5
6th	2558	18	0.8	1.8	15.2	27.4	54.8
7th	2685	15	1.4	2.8	15.0	28.5	52.3
8th	1726	13	2.0	2.7	15.2	28.9	51.2
9th	1416	8	1.5	4.2	14.5	28.2	51.7
10th	1448	9	2.8	4.6	16.2	28.1	48.4
11th	1155	9	1.9	3.8	15.2	30.4	48.7
12th	1004	7	0.9	3.6	16.7	29.4	49.4
Total	17060	118	1.3	3.0	15.5	28.3	51.9

Table 3.14: I talk To My Child About The Dangerous Dffects Of drinking alcohol

Grade Level	N of Valid	N of Miss	Never	Seldom	Sometimes	Often	A Lot
4th	1968	20	1.3	3.5	17.0	26.0	52.2
5th	3091	28	0.9	3.6	17.0	27.9	50.7
6th	2543	33	1.1	3.5	15.7	27.2	52.5
7th	2683	17	1.6	3.9	16.4	28.1	49.9
8th	1720	19	2.6	3.6	16.4	28.9	48.5
9th	1413	11	2.1	5.0	16.1	28.0	48.8
10th	1446	11	3.3	4.2	18.5	27.0	47.1
11th	1153	11	1.8	4.9	15.2	31.0	47.2
12th	1002	9	1.7	3.5	18.1	28.4	48.3
Total	17019	159	1.7	3.9	16.6	27.9	50.0

Table 3.15: My Child Participates In Drug-free Activities Provided In My Community

Grade Level	N of Valid	N of Miss	Never	Seldom	Sometimes	Often	A Lot
4th	1944	44	22.6	15.8	26.8	16.8	18.0
5th	3055	64	18.1	13.8	26.3	21.1	20.7
6th	2528	48	20.2	13.5	25.9	19.6	20.8
7th	2657	43	18.3	13.6	27.6	19.5	21.1
8th	1714	25	21.1	15.3	26.2	18.0	19.3
9th	1390	34	19.9	15.3	25.6	18.0	21.2
10th	1435	22	21.4	14.7	25.2	20.2	18.5
11th	1147	17	19.6	16.1	25.9	18.9	19.4
12th	992	19	19.1	16.9	23.8	21.3	19.0
Total	16862	316	19.8	14.7	26.2	19.3	20.0

Table 3.16: Our School Does A Good Job Of Teaching Kids About The Harmful Effects Of Drug Use

Grade Level	N of Valid	N of Miss	Never	Seldom	Sometimes	Often	A Lot
4th	1926	62	1.2	3.8	19.7	35.5	39.8
5th	3049	70	1.0	2.7	18.7	35.8	41.9
6th	2493	83	1.6	5.3	22.1	36.5	34.5
7th	2640	60	2.4	6.1	24.6	37.1	29.8
8th	1700	39	3.0	7.1	25.8	36.2	27.9
9th	1372	52	3.6	8.1	30.3	33.9	24.1
10th	1407	50	4.7	10.2	30.5	32.8	21.7
11th	1123	41	3.8	9.7	34.2	33.9	18.3
12th	973	38	4.0	9.6	34.4	33.3	18.7
Total	16683	495	2.4	6.1	24.9	35.4	31.1

Table 3.17: Our School Does A Good Job Of Working With Parents Regarding Drug Abuse Prevention

Grade Level	N of Valid	N of Miss	Never	Seldom	Sometimes	Often	A Lot
4th	1902	86	7.2	13.0	24.8	27.7	27.3
5th	2978	141	7.7	13.2	26.5	27.1	25.6
6th	2457	119	8.8	17.0	27.1	26.3	20.8
7th	2604	96	9.4	18.2	29.0	24.7	18.7
8th	1665	74	11.1	17.0	27.6	25.9	18.4
9th	1345	79	10.5	19.5	30.2	23.0	16.8
10th	1384	73	11.2	21.3	30.1	23.3	14.1
11th	1107	57	11.3	18.9	34.7	23.0	12.1
12th	960	51	11.3	20.9	32.9	22.1	12.8
Total	16402	776	9.4	17.0	28.4	25.3	19.9

Table 3.18: Law Enforcement Is Doing A Good Job In Keeping Alcohol Away From Students

Grade Level	N of Valid	N of Miss	Never	Seldom	Sometimes	Often	A Lot
4th	1893	95	4.4	12.8	30.4	27.2	25.3
5th	2984	135	2.8	10.7	31.4	28.4	26.7
6th	2468	108	4.2	12.4	32.7	27.3	23.4
7th	2584	116	4.5	14.6	32.3	27.9	20.8
8th	1658	81	6.0	15.6	32.1	27.3	18.9
9th	1346	78	6.9	19.6	35.6	22.9	15.0
10th	1394	63	7.6	21.0	36.4	21.8	13.2
11th	1112	52	5.7	24.6	35.9	22.8	11.1
12th	974	37	7.8	24.9	35.3	19.8	12.1
Total	16413	765	5.0	15.7	33.0	26.0	20.3

Table 3.19: Law Enforcement Is Doing A Good Job In Keeping Drugs Away From Students

Grade Level	N of Valid	N of Miss	Never	Seldom	Sometimes	Often	A Lot
4th	1888	100	4.4	13.0	31.3	25.1	26.2
5th	2971	148	3.0	11.6	31.0	28.6	25.7
6th	2450	126	4.7	13.2	32.6	26.3	23.2
7th	2581	119	5.0	15.1	32.9	27.2	20.0
8th	1654	85	5.7	16.7	32.4	26.1	19.1
9th	1339	85	7.7	20.2	35.8	21.7	14.6
10th	1396	61	7.7	21.6	36.7	21.2	12.8
11th	1111	53	7.4	24.5	34.3	22.1	11.8
12th	969	42	8.7	22.9	36.4	19.6	12.4
Total	16359	819	5.4	16.2	33.1	25.2	20.1

Table 3.20: I Am Afraid My Child Will Be Hurt At School

Grade Level	N of Valid	N of Miss	Never	Seldom	Sometimes	Often	A Lot
4th	1944	44	30.7	36.2	24.3	5.3	3.5
5th	3050	69	28.5	36.2	25.9	5.4	4.0
6th	2522	54	25.7	33.9	29.9	6.1	4.4
7th	2638	62	23.9	34.6	30.2	6.4	4.9
8th	1706	33	27.2	33.7	29.1	6.3	3.7
9th	1396	28	28.5	33.3	28.4	6.2	3.7
10th	1428	29	31.4	35.2	24.8	5.1	3.4
11th	1146	18	34.3	38.9	21.3	3.1	2.4
12th	991	20	38.5	34.3	21.0	4.2	1.9
Total	16821	357	28.7	35.1	26.8	5.6	3.8

Table 3.21: Gangs Are A Threat To My Child At School

Grade Level	N of Valid	N of Miss	Never	Seldom	Sometimes	Often	A Lot
4th	1921	67	77.9	15.6	3.9	0.9	1.8
5th	3033	86	75.7	17.5	3.9	1.0	1.9
6th	2483	93	65.4	23.5	6.7	2.1	2.4
7th	2622	78	61.1	26.7	7.7	2.4	2.1
8th	1673	66	59.2	26.0	10.0	2.7	2.0
9th	1366	58	55.0	29.1	9.2	3.7	3.0
10th	1408	49	57.7	27.5	9.2	3.3	2.2
11th	1139	25	60.5	27.7	7.8	1.9	2.1
12th	978	33	61.8	27.8	7.1	1.9	1.4
Total	16623	555	65.4	23.6	6.9	2.1	2.1

Table 3.22: My Child Has Been Threatened With A Gun, Knife Or Club At School

Grade Level	N of Valid	N of Miss	Never	Seldom	Sometimes	Often	A Lot
4th	1960	28	97.6	1.4	0.5	0.1	0.5
5th	3088	31	97.2	1.7	0.5	0.3	0.3
6th	2534	42	96.6	1.9	0.8	0.4	0.4
7th	2675	25	94.8	3.3	1.2	0.3	0.4
8th	1704	35	94.7	2.9	1.1	0.9	0.4
9th	1396	28	94.0	3.1	1.6	0.6	0.7
10th	1441	16	93.9	2.8	2.0	0.6	0.6
11th	1154	10	93.6	3.5	2.0	0.6	0.3
12th	1000	11	93.7	3.8	0.9	0.6	1.0
Total	16952	226	95.5	2.5	1.0	0.4	0.5

Table 3.23: A Student Has Threatened To Hit, Slap Or Kick My Child

Grade Level	N of Valid	N of Miss	Never	Seldom	Sometimes	Often	A Lot
4th	1956	32	51.9	25.1	17.0	3.9	2.0
5th	3073	46	51.5	26.1	16.1	4.0	2.4
6th	2536	40	51.9	23.5	17.2	4.8	2.7
7th	2655	45	52.1	24.9	15.2	4.7	3.2
8th	1706	33	53.2	24.1	15.4	4.0	3.2
9th	1386	38	61.1	20.1	13.1	3.6	2.0
10th	1427	30	60.3	24.0	11.2	2.9	1.5
11th	1148	16	65.3	21.4	10.1	2.2	1.0
12th	993	18	67.6	21.1	8.3	1.4	1.6
Total	16880	298	55.3	23.9	14.6	3.8	2.4

Table 3.24: Gangs Are A Threat To My Child In My Community

Grade Level	N of Valid	N of Miss	Never	Seldom	Sometimes	Often	A Lot
4th	1936	52	75.7	14.7	6.4	1.5	1.8
5th	3051	68	74.5	17.0	5.5	1.5	1.4
6th	2529	47	74.9	16.4	5.7	1.4	1.7
7th	2643	57	70.4	19.0	6.8	1.9	1.8
8th	1697	42	67.6	18.8	9.1	2.4	2.2
9th	1381	43	65.9	21.3	8.0	2.4	2.4
10th	1426	31	67.5	20.6	7.4	2.9	1.5
11th	1144	20	68.0	19.8	8.0	2.3	1.9
12th	981	30	65.3	21.9	9.8	1.0	1.9
Total	16788	390	71.1	18.3	7.0	1.9	1.8

Table 3.25: I Am Afraid My Child Will Be Hurt In My Community

Grade Level	N of Valid	N of Miss	Never	Seldom	Sometimes	Often	A Lot
4th	1949	39	53.8	27.7	13.4	2.9	2.2
5th	3052	67	50.7	29.4	15.3	2.4	2.3
6th	2520	56	51.7	28.8	14.6	2.3	2.6
7th	2645	55	50.7	28.8	15.0	3.1	2.3
8th	1702	37	49.4	28.8	16.7	2.8	2.2
9th	1387	37	51.3	27.6	15.1	3.9	2.1
10th	1425	32	51.3	29.3	14.6	3.0	1.8
11th	1145	19	52.8	29.0	13.6	2.8	1.8
12th	995	16	51.7	31.2	12.8	2.6	1.8
Total	16820	358	51.4	28.9	14.8	2.8	2.2

Table 3.26: Our School Sets Clear Rules On Bullying At School

Grade Level	N of Valid	N of Miss	Never	Seldom	Sometimes	Often	A Lot
4th	1923	65	7.0	9.5	20.6	28.9	34.1
5th	2990	129	5.7	10.8	21.7	29.6	32.3
6th	2477	99	6.9	11.6	24.3	28.7	28.5
7th	2592	108	7.6	12.0	26.5	29.9	23.9
8th	1658	81	8.1	12.2	27.1	28.2	24.4
9th	1343	81	10.0	14.3	28.1	26.7	20.9
10th	1387	70	10.7	15.5	24.7	28.7	20.3
11th	1106	58	9.0	16.4	29.7	26.1	18.7
12th	966	45	8.6	15.4	29.4	26.6	20.0
Total	16442	736	7.7	12.4	25.0	28.6	26.2

Table 3.27: I see ads on TV that encourage me to talk to my child about drug use

Grade Level	N of Valid	N of Miss	Never	Seldom	Sometimes	Often	A Lot
4th	1953	35	2.0	4.4	19.7	31.4	42.5
5th	3078	41	2.2	4.4	21.8	33.3	38.3
6th	2537	39	1.7	4.4	23.5	33.3	37.1
7th	2658	42	3.0	4.6	23.8	34.3	34.3
8th	1705	34	3.3	5.5	25.0	31.1	35.1
9th	1392	32	2.7	6.0	26.5	32.7	32.2
10th	1429	28	3.7	5.7	26.7	34.4	29.5
11th	1144	20	2.4	5.2	27.6	32.7	32.2
12th	993	18	3.0	6.5	27.7	31.8	30.9
Total	16889	289	2.6	4.9	24.0	32.9	35.5

Table 3.28: The school has security resource officer

Grade Level	N of Valid	N of Miss	Yes	No
4th	1813	175	49.4	50.6
5th	2860	259	51.3	48.7
6th	2383	193	61.4	38.6
7th	2526	174	64.3	35.7
8th	1620	119	69.1	30.9
9th	1292	132	79.2	20.8
10th	1339	118	76.0	24.0
11th	1073	91	77.5	22.5
12th	926	85	77.4	22.6
Total	15832	1346	64.2	35.8

Table 3.29: A security resource officer can prevent violence at school

Grade Level	N of Valid	N of Miss	Yes	No
4th	1845	143	77.8	22.2
5th	2914	205	78.3	21.7
6th	2408	168	76.4	23.6
7th	2545	155	73.2	26.8
8th	1641	98	74.0	26.0
9th	1311	113	72.6	27.4
10th	1346	111	70.2	29.8
11th	1077	87	68.6	31.4
12th	935	76	69.9	30.1
Total	16022	1156	74.4	25.6

Table 3.30: Every school needs a security resource officer

Grade Level	N of Valid	N of Miss	Yes	No
4th	1889	99	87.5	12.5
5th	2989	130	88.1	11.9
6th	2467	109	90.7	9.3
7th	2588	112	88.5	11.5
8th	1671	68	88.4	11.6
9th	1338	86	90.1	9.9
10th	1373	84	89.2	10.8
11th	1093	71	87.6	12.4
12th	953	58	87.1	12.9
Total	16361	817	88.7	11.3

Table 3.31: Our community has an anti-drug community coalition

Grade Level	N of Valid	N of Miss	Yes	No
4th	1753	235	46.1	53.9
5th	2745	374	49.3	50.7
6th	2304	272	47.0	53.0
7th	2405	295	47.3	52.7
8th	1550	189	48.1	51.9
9th	1240	184	50.2	49.8
10th	1287	170	50.5	49.5
11th	1005	159	50.9	49.1
12th	884	127	54.9	45.1
Total	15173	2005	48.8	51.2

Table 3.32: My child has skipped school without my permission

Grade Level	N of Valid	N of Miss	Yes	No
4th	1946	42	1.7	98.3
5th	3073	46	1.5	98.5
6th	2539	37	1.9	98.1
7th	2652	48	3.2	96.8
8th	1701	38	5.5	94.5
9th	1379	45	7.3	92.7
10th	1421	36	9.7	90.3
11th	1140	24	11.4	88.6
12th	986	25	16.9	83.1
Total	16837	341	5.0	95.0

3.4 Community Information

Table 3.33: Drug And Alcohol Use Is A Big Problem Facing Youth In My Community

Grade Level	N of Valid	N of Miss	No	Maybe	Yes
4th	1948	40	21.2	38.1	40.7
5th	3060	59	21.5	35.3	43.2
6th	2536	40	20.7	34.7	44.6
7th	2658	42	17.1	35.4	47.5
8th	1713	26	15.9	36.3	47.8
9th	1398	26	15.3	31.7	53.0
10th	1435	22	12.4	31.8	55.8
11th	1154	10	11.6	31.7	56.7
12th	996	15	11.4	31.8	56.7
Total	16898	280	17.5	34.6	47.9

Table 3.34: Youth Violence Is A Big Problem In My Community

Grade Level	N of Valid	N of Miss	No	Maybe	Yes
4th	1934	54	44.1	36.4	19.5
5th	3045	74	45.4	38.0	16.7
6th	2526	50	48.4	36.1	15.5
7th	2643	57	43.1	39.2	17.6
8th	1708	31	42.2	38.4	19.4
9th	1396	28	41.6	38.5	19.8
10th	1432	25	39.0	40.4	20.5
11th	1147	17	45.1	37.1	17.9
12th	988	23	40.3	42.6	17.1
Total	16819	359	43.8	38.2	17.9

Table 3.35: My Child Has Friends Who Drink

Grade Level	N of Valid	N of Miss	No	Maybe	Yes
4th	1915	73	94.7	4.1	1.3
5th	3028	91	92.0	6.2	1.8
6th	2514	62	85.3	11.0	3.7
7th	2615	85	76.5	16.6	6.9
8th	1687	52	64.7	23.2	12.2
9th	1381	43	44.0	32.5	23.5
10th	1416	41	35.7	30.7	33.5
11th	1136	28	27.5	31.6	40.9
12th	974	37	22.4	29.3	48.4
Total	16666	512	68.9	17.4	13.8

Table 3.36: It Would Be Okay With Me For My Child To Use Alcohol If He/she Would Not Use Other Drugs

Grade Level	N of Valid	N of Miss	No	Maybe	Yes
4th	1957	31	98.4	1.0	0.6
5th	3077	42	98.2	1.3	0.5
6th	2552	24	97.7	1.5	0.7
7th	2669	31	97.3	1.8	0.9
8th	1718	21	95.4	3.2	1.4
9th	1403	21	93.7	4.8	1.5
10th	1435	22	92.7	4.9	2.4
11th	1150	14	93.0	5.6	1.5
12th	996	15	90.3	7.2	2.5
Total	16957	221	96.1	2.8	1.1

Table 3.37: Beer Ads Encourage Underage Drinking

Grade Level	N of Valid	N of Miss	No	Maybe	Yes
4th	1947	41	24.1	30.7	45.2
5th	3058	61	22.6	32.8	44.5
6th	2523	53	23.2	32.7	44.2
7th	2650	50	21.4	33.2	45.4
8th	1697	42	19.3	33.1	47.6
9th	1391	33	19.1	32.7	48.2
10th	1429	28	16.7	33.7	49.5
11th	1146	18	17.3	32.6	50.1
12th	987	24	15.1	33.2	51.7
Total	16828	350	20.8	32.7	46.5

Table 3.38: My Child Has Friends Who Use Drugs

Grade Level	N of Valid	N of Miss	No	Maybe	Yes
4th	1922	66	95.6	3.7	0.6
5th	3024	95	92.9	5.7	1.4
6th	2491	85	88.0	9.4	2.5
7th	2625	75	79.8	14.9	5.2
8th	1685	54	70.7	20.1	9.3
9th	1383	41	54.6	28.9	16.6
10th	1408	49	49.2	29.9	20.9
11th	1131	33	41.0	32.9	26.1
12th	974	37	38.6	32.6	28.7
Total	16643	535	74.6	16.3	9.1

Table 3.39: It Would Be Okay With Me For My Child To Smoke A Little Pot If He/she Would Leave Other Drugs Alone

Grade Level	N of Valid	N of Miss	No	Maybe	Yes
4th	1957	31	99.1	0.7	0.2
5th	3074	45	98.8	0.8	0.4
6th	2549	27	98.7	0.7	0.5
7th	2675	25	98.0	1.2	0.8
8th	1717	22	97.3	1.5	1.2
9th	1406	18	95.5	3.0	1.5
10th	1440	17	96.3	2.1	1.6
11th	1153	11	95.8	2.2	2.0
12th	999	12	95.5	3.1	1.4
Total	16970	208	97.7	1.4	0.9

Table 3.40: Alcohol Abuse Is A Problem Among The Students In My Child's School

Grade Level	N of Valid	N of Miss	No	Maybe	Yes
4th	1930	58	79.3	17.2	3.6
5th	3035	84	79.5	17.2	3.3
6th	2499	77	57.0	35.3	7.6
7th	2625	75	47.6	43.3	9.1
8th	1692	47	43.9	44.4	11.7
9th	1384	40	24.5	48.2	27.3
10th	1425	32	22.9	46.0	31.1
11th	1130	34	20.2	45.1	34.7
12th	990	21	20.1	44.7	35.2
Total	16710	468	50.6	35.3	14.1

Table 3.41: The Alcohol Industry Does A Good Job Of Discouraging Underage Drinking.

Grade Level	N of Valid	N of Miss	No	Maybe	Yes
4th	1932	56	54.1	32.5	13.4
5th	3040	79	54.7	32.1	13.3
6th	2524	52	53.7	31.6	14.7
7th	2653	47	57.3	29.0	13.7
8th	1699	40	58.7	28.3	12.9
9th	1383	41	60.0	27.6	12.4
10th	1423	34	63.9	26.2	9.8
11th	1137	27	65.9	25.4	8.7
12th	988	23	69.9	22.4	7.7
Total	16779	399	58.2	29.3	12.5

3.5 Impressions About Drug Use

Table 3.42: Harmfulness of Use – Cigarettes

Grade Level	N of Valid	N of Miss	1 - Not Harmful	2	3	4	5 - Very Harmful
4th	1954	34	1.0	0.6	3.8	8.5	86.2
5th	3080	39	0.6	0.5	3.4	10.2	85.4
6th	2546	30	0.5	0.6	4.6	11.2	83.0
7th	2672	28	0.9	0.8	5.0	11.2	82.1
8th	1715	24	1.2	1.1	4.6	9.7	83.4
9th	1404	20	0.9	1.5	5.8	9.7	82.1
10th	1439	18	1.3	1.0	6.9	11.2	79.6
11th	1150	14	0.6	0.9	4.0	10.1	84.4
12th	993	18	0.6	1.0	5.3	10.2	82.9
Total	16953	225	0.8	0.8	4.6	10.3	83.4

Table 3.43: Harmfulness of Use – Smokeless Tobacco, Snuff, etc

Grade Level	N of Valid	N of Miss	1 - Not Harmful	2	3	4	5 - Very Harmful
4th	1947	41	1.0	1.1	4.9	12.9	80.2
5th	3075	44	0.6	0.8	5.3	14.7	78.6
6th	2535	41	0.5	0.7	6.9	14.9	77.1
7th	2665	35	1.1	1.0	7.2	14.6	76.1
8th	1712	27	1.6	1.6	5.2	14.3	77.3
9th	1401	23	0.9	1.9	7.2	14.8	75.2
10th	1431	26	1.0	1.7	7.7	16.2	73.4
11th	1148	16	0.6	1.4	5.1	15.6	77.3
12th	996	15	0.5	1.0	6.4	15.4	76.7
Total	16910	268	0.8	1.1	6.2	14.7	77.1

Table 3.44: Harmfulness of Use – Cigars

Grade Level	N of Valid	N of Miss	1 - Not Harmful	2	3	4	5 - Very Harmful
4th	1946	42	0.9	0.9	5.8	11.6	80.8
5th	3060	59	0.5	1.1	5.6	14.3	78.5
6th	2526	50	0.5	0.8	5.9	15.4	77.4
7th	2656	44	0.8	1.2	7.0	14.5	76.5
8th	1701	38	1.1	1.6	6.2	13.5	77.5
9th	1395	29	1.1	2.1	8.5	12.8	75.5
10th	1427	30	1.1	1.8	7.7	16.0	73.4
11th	1141	23	0.5	1.7	5.6	15.5	76.7
12th	996	15	0.7	1.1	7.1	16.1	75.0
Total	16848	330	0.8	1.3	6.5	14.3	77.2

Table 3.45: Harmfulness of Use – Beer

Grade Level	N of Valid	N of Miss	1 - Not Harmful	2	3	4	5 - Very Harmful
4th	1945	43	2.6	4.3	14.6	16.1	62.5
5th	3059	60	2.2	5.1	16.0	17.6	59.1
6th	2529	47	2.1	5.6	18.1	17.1	57.0
7th	2647	53	2.5	5.6	17.0	17.4	57.5
8th	1705	34	3.2	5.3	16.4	17.7	57.4
9th	1400	24	2.5	6.3	19.7	17.4	54.1
10th	1426	31	2.7	7.2	21.5	18.7	50.0
11th	1138	26	2.6	7.2	20.5	20.6	49.1
12th	995	16	3.0	7.4	21.9	18.4	49.2
Total	16844	334	2.5	5.7	17.8	17.6	56.3

Table 3.46: Harmfulness of Use – Wine Coolers

Grade Level	N of Valid	N of Miss	1 - Not Harmful	2	3	4	5 - Very Harmful
4th	1948	40	4.0	5.9	16.8	17.4	55.9
5th	3065	54	2.8	6.6	19.1	17.8	53.6
6th	2526	50	3.0	7.6	19.9	17.3	52.1
7th	2653	47	3.4	7.2	18.5	18.1	52.9
8th	1711	28	4.7	7.2	17.7	19.2	51.1
9th	1394	30	3.4	8.8	22.5	17.5	47.7
10th	1428	29	4.6	9.4	22.0	19.3	44.7
11th	1136	28	3.3	10.0	21.4	21.5	43.8
12th	989	22	4.3	8.5	24.3	18.0	44.9
Total	16850	328	3.6	7.6	19.7	18.2	50.9

Table 3.47: Harmfulness of Use – Liquor

Grade Level	N of Valid	N of Miss	1 - Not Harmful	2	3	4	5 - Very Harmful
4th	1939	49	1.8	2.5	9.2	13.3	73.2
5th	3066	53	1.5	3.2	9.8	15.6	69.9
6th	2524	52	1.3	2.9	11.1	16.3	68.4
7th	2661	39	2.0	2.9	10.5	16.5	68.2
8th	1704	35	2.1	2.6	11.1	16.0	68.3
9th	1399	25	1.7	3.2	11.2	18.8	65.1
10th	1430	27	2.4	4.3	12.3	18.8	62.2
11th	1139	25	1.8	4.5	12.9	19.2	61.6
12th	993	18	1.5	4.3	15.2	18.9	60.0
Total	16855	323	1.8	3.2	11.0	16.6	67.4

Table 3.48: Harmfulness of Use – Marijuana

Grade Level	N of Valid	N of Miss	1 - Not Harmful	2	3	4	5 - Very Harmful
4th	1951	37	1.0	0.7	2.3	8.9	87.1
5th	3067	52	0.7	0.7	3.1	8.6	86.8
6th	2525	51	0.6	1.1	2.7	9.1	86.6
7th	2663	37	1.0	1.0	2.9	8.1	87.0
8th	1714	25	1.8	0.9	3.4	9.0	84.8
9th	1396	28	1.1	1.6	5.2	11.2	80.8
10th	1432	25	1.9	1.0	5.0	13.3	78.8
11th	1142	22	1.2	2.0	5.1	12.3	79.3
12th	994	17	1.4	1.5	5.6	13.3	78.2
Total	16884	294	1.1	1.1	3.6	9.8	84.4

Table 3.49: Harmfulness of Use – Cocaine (crack, etc)

Grade Level	N of Valid	N of Miss	1 - Not Harmful	2	3	4	5 - Very Harmful
4th	1945	43	0.7	0.1	0.2	1.5	97.5
5th	3069	50	0.5	0.0	0.1	1.5	97.9
6th	2534	42	0.3	0.0	0.1	1.5	98.1
7th	2661	39	0.6	0.1	0.2	1.3	97.8
8th	1713	26	1.0	0.1	0.4	1.8	96.7
9th	1400	24	0.4	0.2	0.7	2.1	96.6
10th	1432	25	0.7	0.2	0.3	2.2	96.6
11th	1142	22	0.4	0.1	0.2	1.1	98.3
12th	999	12	0.5	0.2	0.7	1.4	97.2
Total	16895	283	0.6	0.1	0.3	1.6	97.5

Table 3.50: Harmfulness of Use – Uppers (stimulants)

Grade Level	N of Valid	N of Miss	1 - Not Harmful	2	3	4	5 - Very Harmful
4th	1950	38	0.6	0.1	0.2	1.9	97.2
5th	3066	53	0.4	0.1	0.3	1.8	97.4
6th	2531	45	0.3	0.1	0.3	2.5	96.8
7th	2660	40	0.6	0.1	0.5	2.4	96.4
8th	1716	23	1.1	0.2	0.6	2.3	95.9
9th	1392	32	0.5	0.2	1.0	2.9	95.3
10th	1432	25	0.6	0.1	0.7	2.4	96.2
11th	1145	19	0.4	0.3	0.3	2.1	96.9
12th	997	14	0.5	0.3	0.7	1.9	96.6
Total	16889	289	0.5	0.1	0.5	2.2	96.6

Table 3.51: Harmfulness of Use – Downers (depressants)

Grade Level	N of Valid	N of Miss	1 - Not Harmful	2	3	4	5 - Very Harmful
4th	1947	41	0.7	0.3	1.0	3.6	94.4
5th	3061	58	0.4	0.2	1.0	4.0	94.4
6th	2525	51	0.3	0.3	0.7	4.3	94.4
7th	2653	47	0.6	0.2	1.0	4.0	94.2
8th	1712	27	1.2	0.2	1.2	4.3	93.1
9th	1395	29	0.4	0.3	1.8	4.3	93.2
10th	1433	24	0.6	0.2	1.3	4.9	93.0
11th	1139	25	0.4	0.3	1.0	4.0	94.4
12th	996	15	0.4	0.3	2.0	3.8	93.5
Total	16861	317	0.5	0.2	1.1	4.1	94.0

Table 3.52: Harmfulness of Use – Inhalants (glue, etc)

Grade Level	N of Valid	N of Miss	1 - Not Harmful	2	3	4	5 - Very Harmful
4th	1943	45	0.6	0.3	1.1	3.4	94.6
5th	3064	55	0.6	0.2	0.7	3.9	94.7
6th	2530	46	0.5	0.3	0.9	4.6	93.8
7th	2662	38	0.6	0.3	0.9	3.6	94.5
8th	1708	31	1.2	0.5	0.9	3.8	93.6
9th	1398	26	0.5	0.6	1.8	3.7	93.3
10th	1426	31	0.6	0.4	1.3	4.3	93.4
11th	1141	23	0.4	0.5	0.9	3.2	95.0
12th	995	16	0.5	0.3	1.2	3.2	94.8
Total	16867	311	0.6	0.3	1.0	3.8	94.2

Table 3.53: Harmfulness of Use – Hallucinogens (PCP, LSD, etc)

Grade Level	N of Valid	N of Miss	1 - Not Harmful	2	3	4	5 - Very Harmful
4th	1947	41	0.6	0.1	0.3	2.2	96.8
5th	3058	61	0.5	0.0	0.3	2.0	97.3
6th	2525	51	0.4	0.1	0.4	1.9	97.3
7th	2658	42	0.6	0.2	0.6	2.0	96.7
8th	1698	41	1.2	0.1	0.4	2.7	95.7
9th	1398	26	0.4	0.4	1.4	2.3	95.6
10th	1432	25	0.6	0.1	0.5	2.5	96.3
11th	1140	24	0.4	0.1	0.6	2.0	96.9
12th	989	22	0.5	0.1	0.6	1.6	97.2
Total	16845	333	0.6	0.1	0.5	2.1	96.7

Table 3.54: Harmfulness of Use – Heroin (opiates)

Grade Level	N of Valid	N of Miss	1 - Not Harmful	2	3	4	5 - Very Harmful
4th	1947	41	0.6	0.1	0.3	1.3	97.7
5th	3072	47	0.5	0.0	0.2	1.9	97.4
6th	2526	50	0.4	0.1	0.3	1.5	97.8
7th	2655	45	0.6	0.2	0.4	1.2	97.6
8th	1708	31	1.0	0.1	0.4	2.1	96.4
9th	1393	31	0.4	0.3	0.9	2.1	96.3
10th	1432	25	0.6	0.0	0.4	2.1	96.9
11th	1146	18	0.3	0.1	0.2	1.6	97.8
12th	996	15	0.4	0.2	0.8	1.1	97.5
Total	16875	303	0.5	0.1	0.4	1.6	97.3

Table 3.55: Harmfulness of Use – Anabolic Steroids

Grade Level	N of Valid	N of Miss	1 - Not Harmful	2	3	4	5 - Very Harmful
4th	1942	46	0.7	0.1	0.7	5.9	92.6
5th	3058	61	0.5	0.2	1.3	5.5	92.5
6th	2521	55	0.4	0.4	1.3	6.3	91.6
7th	2653	47	0.6	0.1	1.1	5.8	92.4
8th	1707	32	1.1	0.2	1.5	5.7	91.4
9th	1399	25	0.4	0.4	1.9	6.6	90.7
10th	1428	29	0.5	0.4	1.8	8.1	89.1
11th	1140	24	0.3	0.4	0.9	7.8	90.6
12th	993	18	0.5	0.1	1.9	5.7	91.7
Total	16841	337	0.5	0.2	1.3	6.2	91.7

Table 3.56: Harmfulness of Use – Ecstasy (MDMA)

Grade Level	N of Valid	N of Miss	1 - Not Harmful	2	3	4	5 - Very Harmful
4th	1938	50	0.6	0.1	0.2	2.1	97.1
5th	3051	68	0.4	0.1	0.4	2.3	96.9
6th	2523	53	0.3	0.1	0.4	2.2	96.9
7th	2654	46	0.5	0.2	0.5	2.1	96.7
8th	1700	39	1.1	0.0	0.6	2.2	96.1
9th	1399	25	0.4	0.1	0.9	2.9	95.6
10th	1424	33	0.6	0.1	0.9	2.7	95.8
11th	1140	24	0.4	0.2	0.5	2.5	96.4
12th	997	14	0.4	0.2	1.0	1.9	96.5
Total	16826	352	0.5	0.1	0.5	2.3	96.6

Table 3.57: Harmfulness of Use – OxyContin

Grade Level	N of Valid	N of Miss	1 - Not Harmful	2	3	4	5 - Very Harmful
4th	1924	64	0.7	0.1	0.7	3.6	94.9
5th	3036	83	0.5	0.3	1.4	4.0	93.9
6th	2494	82	0.4	0.2	1.0	3.7	94.7
7th	2627	73	0.6	0.3	1.5	3.7	93.9
8th	1684	55	1.1	0.2	1.4	3.9	93.5
9th	1368	56	0.5	0.3	2.0	4.8	92.4
10th	1410	47	0.6	0.0	1.6	5.0	92.8
11th	1123	41	0.4	0.3	1.3	4.5	93.6
12th	981	30	0.5	0.3	2.0	3.3	93.9
Total	16647	531	0.6	0.2	1.4	4.0	93.8

3.6 During The Past Year What Percent Of Students In Your Child's Grade Have Used

Table 3.58: Percent of Use – Cigarettes

Grade Level	N of Valid	N of Miss	None	Less Than 5	5 to 15	16 to 25	26 to 50	51 to 75	76 to 100
4th	1736	252	72.0	21.1	3.9	1.0	1.0	0.2	0.6
5th	2698	421	59.9	29.0	6.3	2.4	1.2	0.6	0.5
6th	2153	423	40.1	35.1	12.5	6.1	3.9	1.6	0.7
7th	2261	439	24.8	29.2	19.2	10.9	9.5	4.8	1.6
8th	1416	323	21.0	22.8	17.1	16.2	11.8	8.0	3.2
9th	1161	263	15.2	13.8	17.3	16.0	19.0	12.7	5.9
10th	1220	237	11.1	10.2	13.1	18.4	19.8	19.3	8.1
11th	944	220	11.7	7.5	12.6	18.5	23.0	19.4	7.3
12th	845	166	8.4	6.9	12.8	16.1	25.8	20.4	9.7
Total	14434	2744	35.2	22.9	12.3	9.8	9.8	7.0	3.1

Table 3.59: Percent of Use – Smokeless Tobacco, Snuff, etc

Grade Level	N of Valid	N of Miss	None	Less Than 5	5 to 15	16 to 25	26 to 50	51 to 75	76 to 100
4th	1735	253	75.1	19.0	2.9	1.5	0.6	0.3	0.6
5th	2696	423	64.5	25.8	6.0	2.0	0.9	0.4	0.5
6th	2150	426	46.9	32.0	10.6	5.6	3.2	1.1	0.6
7th	2253	447	32.5	29.7	14.9	10.1	7.9	3.5	1.5
8th	1413	326	29.9	26.9	13.8	12.7	9.1	5.3	2.3
9th	1155	269	21.6	21.0	15.6	15.5	12.4	10.0	4.1
10th	1207	250	17.5	19.0	16.2	16.7	16.7	10.5	3.5
11th	930	234	16.5	17.7	17.8	17.5	16.2	10.6	3.5
12th	835	176	12.7	17.8	18.4	15.3	19.9	10.9	4.9
Total	14374	2804	41.2	24.7	11.6	8.9	7.4	4.3	1.8

Table 3.60: Percent of Use – Cigars

Grade Level	N of Valid	N of Miss	None	Less Than 5	5 to 15	16 to 25	26 to 50	51 to 75	76 to 100
4th	1736	252	82.0	14.5	1.9	0.5	0.4	0.2	0.6
5th	2688	431	75.2	20.1	2.9	0.7	0.5	0.2	0.4
6th	2141	435	60.9	28.8	5.1	2.4	1.7	0.7	0.4
7th	2238	462	45.0	34.6	9.3	5.0	3.6	1.7	0.8
8th	1406	333	39.5	32.2	12.0	7.0	4.8	3.1	1.4
9th	1144	280	29.3	32.6	14.1	9.1	6.9	5.1	3.0
10th	1197	260	22.8	31.3	14.6	10.4	11.1	6.7	3.0
11th	918	246	22.0	33.3	16.6	10.5	9.6	5.4	2.6
12th	830	181	17.1	30.7	18.7	12.8	10.7	6.1	3.9
Total	14298	2880	50.8	27.6	8.7	5.0	4.2	2.4	1.3

Table 3.61: Percent of Use – Beer

Grade Level	N of Valid	N of Miss	None	Less Than 5	5 to 15	16 to 25	26 to 50	51 to 75	76 to 100
4th	1739	249	75.6	19.0	2.6	1.2	0.4	0.6	0.6
5th	2688	431	64.4	25.9	5.2	2.5	0.9	0.5	0.6
6th	2144	432	46.0	31.7	9.8	5.7	4.2	1.9	0.7
7th	2247	453	29.9	30.0	16.0	11.0	7.2	3.6	2.2
8th	1407	332	24.2	23.2	16.5	14.1	11.6	6.3	4.1
9th	1154	270	16.6	14.0	14.2	14.8	17.3	15.6	7.5
10th	1215	242	12.5	8.9	10.2	12.6	20.5	22.0	13.3
11th	939	225	12.6	6.2	7.9	11.5	21.9	25.1	14.8
12th	842	169	9.5	5.0	7.7	10.2	22.2	28.6	16.7
Total	14375	2803	38.9	21.4	9.9	8.2	9.0	8.1	4.7

Table 3.62: Percent of Use – Wine Coolers

Grade Level	N of Valid	N of Miss	None	Less Than 5	5 to 15	16 to 25	26 to 50	51 to 75	76 to 100
4th	1740	248	77.2	17.4	2.6	1.2	0.4	0.5	0.7
5th	2681	438	67.6	24.7	3.8	2.3	0.6	0.6	0.4
6th	2142	434	49.3	30.3	10.1	4.4	3.5	1.5	0.9
7th	2245	455	33.7	31.3	13.9	9.2	6.6	3.2	2.2
8th	1406	333	27.8	24.5	15.6	14.0	9.3	5.5	3.3
9th	1153	271	20.3	15.8	14.1	15.3	15.8	12.1	6.7
10th	1207	250	14.0	11.5	11.7	14.8	19.6	17.4	10.9
11th	932	232	14.7	8.9	11.9	12.6	19.8	21.8	10.3
12th	830	181	10.0	7.5	11.0	15.1	22.3	22.2	12.0
Total	14336	2842	41.7	21.8	9.8	8.2	8.1	6.6	3.8

Table 3.63: Percent of Use – Liquor

Grade Level	N of Valid	N of Miss	None	Less Than 5	5 to 15	16 to 25	26 to 50	51 to 75	76 to 100
4th	1740	248	80.8	14.7	2.2	0.7	0.6	0.3	0.6
5th	2684	435	72.0	21.8	3.3	1.5	0.5	0.3	0.6
6th	2130	446	54.8	29.2	7.7	3.9	2.7	1.2	0.5
7th	2239	461	37.5	30.1	14.3	7.8	5.7	2.8	1.7
8th	1399	340	29.4	26.2	13.9	14.0	8.0	5.5	2.9
9th	1154	270	19.7	18.5	14.7	14.1	15.5	11.4	6.2
10th	1200	257	14.8	11.3	12.3	14.9	18.6	17.2	11.0
11th	935	229	14.2	8.7	10.7	13.5	21.1	21.2	10.7
12th	834	177	10.1	7.3	10.7	12.5	22.2	24.3	12.9
Total	14315	2863	44.5	20.9	9.2	7.6	7.7	6.4	3.7

Table 3.64: Percent of Use – Marijuana

Grade Level	N of Valid	N of Miss	None	Less Than 5	5 to 15	16 to 25	26 to 50	51 to 75	76 to 100
4th	1734	254	82.8	13.6	1.6	0.6	0.3	0.4	0.7
5th	2685	434	74.7	19.9	2.8	1.1	0.6	0.4	0.5
6th	2142	434	58.7	26.8	6.5	3.7	2.4	1.1	0.7
7th	2245	455	38.0	31.5	14.3	7.3	4.5	2.3	1.9
8th	1393	346	30.7	27.2	16.2	10.2	7.6	4.6	3.4
9th	1149	275	20.5	18.3	17.4	15.3	14.1	7.8	6.6
10th	1202	255	15.6	15.6	15.6	14.1	16.4	14.6	8.1
11th	926	238	14.9	10.9	14.4	16.8	20.0	15.7	7.3
12th	833	178	10.7	10.7	14.3	17.8	22.7	14.4	9.5
Total	14309	2869	46.3	21.1	10.0	7.5	7.1	4.8	3.2

Table 3.65: Percent of Use – Cocaine (crack, etc)

Grade Level	N of Valid	N of Miss	None	Less Than 5	5 to 15	16 to 25	26 to 50	51 to 75	76 to 100
4th	1735	253	87.7	9.9	1.2	0.2	0.3	0.1	0.6
5th	2685	434	84.7	12.7	1.3	0.5	0.1	0.2	0.5
6th	2138	438	72.2	20.7	3.8	1.4	0.8	0.5	0.6
7th	2232	468	56.0	29.2	8.3	2.9	1.7	1.2	0.6
8th	1397	342	49.5	31.5	8.4	4.8	3.1	1.8	0.9
9th	1143	281	36.1	31.4	15.0	7.5	4.8	2.8	2.3
10th	1185	272	26.8	31.9	16.5	10.5	7.6	4.6	2.2
11th	917	247	26.1	34.0	17.9	9.9	6.8	3.8	1.5
12th	824	187	20.5	29.5	21.0	12.6	8.7	4.9	2.8
Total	14256	2922	59.0	23.4	8.0	4.1	2.7	1.6	1.1

Table 3.66: Percent of Use – Uppers (stimulants)

Grade Level	N of Valid	N of Miss	None	Less Than 5	5 to 15	16 to 25	26 to 50	51 to 75	76 to 100
4th	1737	251	87.9	9.8	1.2	0.3	0.2	0.2	0.5
5th	2686	433	84.5	12.7	1.5	0.6	0.1	0.2	0.4
6th	2141	435	72.0	21.1	3.9	1.1	1.0	0.3	0.6
7th	2231	469	55.5	29.6	8.0	3.4	1.9	0.9	0.8
8th	1396	343	48.3	32.1	9.4	4.9	2.8	1.7	0.9
9th	1141	283	36.5	32.0	14.3	8.3	4.3	2.6	2.0
10th	1186	271	27.7	31.8	16.2	10.0	8.2	3.7	2.4
11th	913	251	28.8	31.8	16.9	10.7	6.6	3.6	1.6
12th	820	191	21.1	27.4	22.7	12.6	8.7	4.8	2.8
Total	14251	2927	59.2	23.3	8.0	4.2	2.7	1.5	1.1

Table 3.67: Percent of Use – Downers (depressants)

Grade Level	N of Valid	N of Miss	None	Less Than 5	5 to 15	16 to 25	26 to 50	51 to 75	76 to 100
4th	1737	251	87.7	9.9	1.2	0.3	0.2	0.2	0.5
5th	2690	429	84.3	12.9	1.4	0.6	0.1	0.1	0.6
6th	2140	436	72.1	21.0	3.7	1.2	0.8	0.4	0.7
7th	2230	470	55.3	29.9	7.5	3.9	1.7	1.0	0.7
8th	1394	345	49.8	31.5	8.8	5.0	2.7	1.5	0.8
9th	1142	282	37.5	31.9	13.8	7.3	4.4	3.1	2.1
10th	1189	268	28.5	33.2	16.3	8.7	7.0	3.8	2.5
11th	908	256	28.6	34.5	15.9	9.8	6.6	3.1	1.5
12th	816	195	20.3	31.3	20.7	12.7	7.8	4.4	2.7
Total	14246	2932	59.4	23.9	7.7	4.1	2.5	1.4	1.1

Table 3.68: Percent of Use – Inhalants (glue, etc)

Grade Level	N of Valid	N of Miss	None	Less Than 5	5 to 15	16 to 25	26 to 50	51 to 75	76 to 100
4th	1737	251	84.1	12.4	1.8	0.8	0.1	0.2	0.5
5th	2685	434	76.9	17.5	3.1	1.3	0.5	0.1	0.5
6th	2141	435	63.7	24.8	5.8	2.8	1.4	0.7	0.7
7th	2237	463	47.8	29.2	11.2	5.7	3.5	1.5	1.1
8th	1391	348	45.4	29.2	12.3	6.0	3.8	2.1	1.3
9th	1144	280	34.9	31.2	14.2	9.4	4.8	3.1	2.5
10th	1183	274	27.4	33.8	16.0	9.2	7.5	3.8	2.3
11th	908	256	29.7	34.7	16.1	8.0	6.5	3.6	1.3
12th	816	195	22.4	31.1	22.7	10.4	7.1	3.8	2.5
Total	14242	2936	54.5	25.3	9.4	4.9	3.1	1.6	1.2

Table 3.69: Percent of Use – Hallucinogens (PCP, LSD, etc)

Grade Level	N of Valid	N of Miss	None	Less Than 5	5 to 15	16 to 25	26 to 50	51 to 75	76 to 100
4th	1737	251	89.2	8.9	0.8	0.2	0.1	0.2	0.5
5th	2684	435	86.0	11.6	1.2	0.5	0.1	0.1	0.5
6th	2136	440	74.9	19.7	2.4	1.3	0.9	0.3	0.6
7th	2233	467	61.3	27.3	6.0	2.6	1.2	1.0	0.6
8th	1396	343	56.2	28.6	6.7	3.9	2.4	1.5	0.7
9th	1140	284	43.2	31.7	10.8	6.5	3.6	2.5	1.8
10th	1175	282	34.3	36.5	12.7	7.0	4.7	2.8	2.0
11th	903	261	34.7	38.4	11.8	6.0	5.1	2.8	1.2
12th	816	195	27.3	34.8	18.9	7.7	6.4	2.7	2.2
Total	14220	2958	63.6	23.3	6.0	3.0	2.0	1.2	0.9

Table 3.70: Percent of Use – Heroin (opiates)

Grade Level	N of Valid	N of Miss	None	Less Than 5	5 to 15	16 to 25	26 to 50	51 to 75	76 to 100
4th	1739	249	89.2	9.0	0.8	0.1	0.2	0.2	0.4
5th	2682	437	87.0	10.8	0.9	0.5	0.1	0.2	0.5
6th	2139	437	77.4	17.6	2.7	0.8	0.6	0.4	0.5
7th	2233	467	64.8	25.6	4.9	2.1	1.3	0.8	0.7
8th	1389	350	60.8	25.4	5.8	3.5	2.6	1.2	0.6
9th	1139	285	48.0	31.0	9.0	5.1	3.2	1.8	1.8
10th	1187	270	40.2	34.6	10.8	5.8	4.0	2.7	1.9
11th	903	261	40.9	37.0	9.4	5.6	3.8	2.2	1.1
12th	815	196	34.1	35.5	14.1	6.9	5.4	2.2	1.8
Total	14226	2952	66.8	22.0	5.0	2.5	1.7	1.0	0.9

Table 3.71: Percent of Use – Anabolic Steroids

Grade Level	N of Valid	N of Miss	None	Less Than 5	5 to 15	16 to 25	26 to 50	51 to 75	76 to 100
4th	1735	253	89.4	8.8	0.6	0.3	0.1	0.3	0.5
5th	2682	437	86.4	11.3	0.9	0.6	0.3	0.1	0.4
6th	2140	436	75.3	19.2	2.8	0.9	0.8	0.5	0.5
7th	2236	464	61.0	27.2	6.2	2.6	1.7	0.7	0.7
8th	1397	342	56.7	27.9	6.8	3.6	2.9	1.3	0.8
9th	1137	287	42.1	31.3	12.8	5.9	4.0	1.9	1.9
10th	1187	270	31.4	35.0	15.1	8.3	5.5	2.9	1.9
11th	903	261	33.1	37.2	13.6	7.8	4.4	2.5	1.3
12th	815	196	26.9	34.1	17.4	9.4	7.0	2.7	2.5
Total	14232	2946	63.3	22.8	6.5	3.2	2.2	1.1	0.9

Table 3.72: Percent of Use – Ecstasy (MDMA)

Grade Level	N of Valid	N of Miss	None	Less Than 5	5 to 15	16 to 25	26 to 50	51 to 75	76 to 100
4th	1735	253	89.1	9.0	0.7	0.2	0.0	0.3	0.5
5th	2685	434	86.0	11.5	1.2	0.5	0.1	0.1	0.5
6th	2144	432	75.8	18.6	2.6	1.3	0.9	0.4	0.5
7th	2230	470	61.3	26.6	6.3	2.7	1.5	0.9	0.7
8th	1398	341	56.9	27.7	7.0	4.2	2.1	1.3	0.9
9th	1132	292	41.6	32.2	11.3	6.9	3.8	2.4	1.9
10th	1185	272	32.1	34.8	14.0	7.3	5.8	3.9	2.1
11th	904	260	32.7	34.1	14.5	7.9	5.5	3.5	1.8
12th	819	192	26.7	32.4	18.3	9.2	6.8	4.3	2.3
Total	14232	2946	63.3	22.4	6.4	3.3	2.1	1.4	1.0

Table 3.73: Percent of Use – OxyContin

Grade Level	N of Valid	N of Miss	None	Less Than 5	5 to 15	16 to 25	26 to 50	51 to 75	76 to 100
4th	1727	261	89.5	8.7	0.9	0.0	0.2	0.2	0.5
5th	2675	444	86.4	11.3	1.2	0.5	0.1	0.1	0.4
6th	2138	438	76.6	18.5	2.2	1.0	0.7	0.4	0.6
7th	2222	478	62.2	26.6	5.8	2.1	1.8	0.7	0.7
8th	1389	350	57.9	28.1	5.8	4.1	1.9	1.5	0.7
9th	1130	294	45.8	30.1	9.9	5.9	3.3	2.6	2.4
10th	1175	282	35.7	34.7	12.9	6.2	5.4	3.1	2.0
11th	890	274	36.6	35.1	12.6	6.4	4.9	3.3	1.1
12th	806	205	30.3	34.6	14.3	9.7	6.2	2.2	2.7
Total	14152	3026	64.9	22.4	5.6	2.9	2.0	1.2	1.0

3.7 When Does Your Child Use

Table 3.74: When Does Your Child Use Cigarettes

Grade Level	N of Valid	N of Miss	Do Not Use	Before School	During School	After School	Weeknights	Weekends
4th	1988	0	95.4	0.2	0.1	0.1	0.1	0.1
5th	3119	0	96.4	0.1	0.1	0.1	0.1	0.2
6th	2576	0	96.4	0.2	0.1	0.3	0.1	0.3
7th	2700	0	95.6	0.5	0.2	0.9	0.4	0.7
8th	1739	0	94.2	1.1	0.5	1.3	1.2	1.7
9th	1424	0	91.4	2.0	1.2	2.7	1.7	2.6
10th	1457	0	91.4	1.9	1.0	3.4	1.8	2.8
11th	1164	0	89.9	1.8	0.9	3.4	2.8	3.6
12th	1011	0	89.0	3.3	1.5	4.7	3.7	5.5
Total	17178	0	94.2	0.9	0.4	1.4	0.9	1.4

Table 3.75: When Does Your Child Use Smokeless Tobacco, Snuff, etc

Grade Level	N of Valid	N of Miss	Do Not Use	Before School	During School	After School	Weeknights	Weekends
4th	1988	0	95.3	0.2	0.1	0.1	0.1	0.1
5th	3119	0	96.4	0.1	0.1	0.1	0.1	0.1
6th	2576	0	96.7	0.1	0.0	0.2	0.0	0.2
7th	2700	0	96.5	0.1	0.0	0.4	0.1	0.3
8th	1739	0	95.5	0.5	0.3	0.7	0.4	0.6
9th	1424	0	93.3	0.4	0.6	0.8	0.7	1.0
10th	1457	0	93.8	0.7	0.5	1.2	0.8	0.8
11th	1164	0	93.4	0.6	0.2	1.1	0.8	1.0
12th	1011	0	93.3	0.8	0.3	2.0	1.3	1.8
Total	17178	0	95.4	0.3	0.2	0.5	0.3	0.5

Table 3.76: When Does Your Child Use Cigars

Grade Level	N of Valid	N of Miss	Do Not Use	Before School	During School	After School	Weeknights	Weekends
4th	1988	0	95.4	0.1	0.1	0.2	0.1	0.1
5th	3119	0	96.5	0.1	0.1	0.1	0.0	0.1
6th	2576	0	96.7	0.0	0.0	0.0	0.1	0.2
7th	2700	0	96.4	0.0	0.0	0.1	0.1	0.3
8th	1739	0	95.2	0.3	0.5	0.3	0.3	0.8
9th	1424	0	93.5	0.4	0.4	0.7	0.4	0.8
10th	1457	0	93.7	0.4	0.1	0.8	0.5	1.0
11th	1164	0	93.6	0.2	0.2	0.2	0.2	0.9
12th	1011	0	93.5	0.4	0.3	0.7	0.2	1.9
Total	17178	0	95.4	0.2	0.1	0.3	0.2	0.5

Table 3.77: When Does Your Child Use Beer

Grade Level	N of Valid	N of Miss	Do Not Use	Before School	During School	After School	Weeknights	Weekends
4th	1988	0	95.2	0.2	0.1	0.1	0.1	0.3
5th	3119	0	96.2	0.0	0.1	0.1	0.1	0.3
6th	2576	0	96.4	0.0	0.0	0.0	0.2	0.6
7th	2700	0	95.9	0.1	0.1	0.3	0.2	0.9
8th	1739	0	93.7	0.6	0.3	0.4	0.7	2.2
9th	1424	0	91.2	0.2	0.5	0.8	0.6	3.4
10th	1457	0	88.7	0.6	0.2	1.2	1.1	5.9
11th	1164	0	85.1	0.3	0.3	0.3	0.7	9.9
12th	1011	0	81.9	0.4	0.3	1.1	1.5	13.2
Total	17178	0	93.2	0.2	0.2	0.4	0.4	2.8

Table 3.78: When Does Your Child Use Wine Coolers

Grade Level	N of Valid	N of Miss	Do Not Use	Before School	During School	After School	Weeknights	Weekends
4th	1988	0	95.3	0.1	0.1	0.1	0.1	0.1
5th	3119	0	96.2	0.1	0.0	0.1	0.1	0.4
6th	2576	0	95.8	0.0	0.0	0.1	0.2	0.9
7th	2700	0	95.3	0.1	0.1	0.2	0.2	1.4
8th	1739	0	93.6	0.4	0.3	0.5	0.7	2.5
9th	1424	0	91.3	0.5	0.4	0.6	0.5	3.5
10th	1457	0	88.7	0.3	0.3	1.0	0.8	5.8
11th	1164	0	87.6	0.3	0.2	0.3	0.6	6.9
12th	1011	0	85.7	0.2	0.2	0.4	0.8	9.5
Total	17178	0	93.4	0.2	0.2	0.3	0.4	2.5

Table 3.79: When Does Your Child Use Liquor

Grade Level	N of Valid	N of Miss	Do Not Use	Before School	During School	After School	Weeknights	Weekends
4th	1988	0	95.4	0.1	0.1	0.1	0.1	0.1
5th	3119	0	96.3	0.0	0.1	0.0	0.1	0.1
6th	2576	0	96.4	0.1	0.0	0.0	0.1	0.4
7th	2700	0	96.0	0.1	0.1	0.2	0.3	0.6
8th	1739	0	94.2	0.5	0.3	0.6	0.6	1.8
9th	1424	0	91.5	0.3	0.1	0.4	0.5	3.1
10th	1457	0	90.2	0.3	0.3	0.9	0.8	4.5
11th	1164	0	87.4	0.3	0.1	0.3	0.4	7.4
12th	1011	0	85.0	0.3	0.3	0.7	0.7	10.3
Total	17178	0	93.8	0.2	0.1	0.3	0.3	2.1

Table 3.80: When Does Your Child Use Marijuana

Grade Level	N of Valid	N of Miss	Do Not Use	Before School	During School	After School	Weeknights	Weekends
4th	1988	0	95.2	0.1	0.1	0.1	0.1	0.1
5th	3119	0	96.3	0.1	0.1	0.1	0.1	0.2
6th	2576	0	96.4	0.1	0.0	0.2	0.2	0.3
7th	2700	0	96.1	0.1	0.1	0.2	0.2	0.5
8th	1739	0	94.8	0.6	0.5	0.7	0.5	0.9
9th	1424	0	92.1	0.6	0.4	0.9	0.9	2.2
10th	1457	0	92.1	0.8	0.5	1.6	1.0	2.5
11th	1164	0	90.7	0.3	0.3	0.5	0.8	3.6
12th	1011	0	89.2	0.6	0.7	1.3	1.4	5.6
Total	17178	0	94.5	0.3	0.2	0.5	0.4	1.2

Table 3.81: When Does Your Child Use Cocaine (crack, etc)

Grade Level	N of Valid	N of Miss	Do Not Use	Before School	During School	After School	Weeknights	Weekends
4th	1988	0	95.4	0.1	0.1	0.2	0.1	0.1
5th	3119	0	96.3	0.1	0.1	0.1	0.0	0.1
6th	2576	0	96.7	0.1	0.0	0.0	0.1	0.1
7th	2700	0	96.5	0.1	0.1	0.0	0.0	0.2
8th	1739	0	95.9	0.2	0.1	0.4	0.2	0.3
9th	1424	0	94.4	0.1	0.1	0.4	0.3	0.4
10th	1457	0	94.5	0.4	0.2	0.3	0.1	0.4
11th	1164	0	94.7	0.1	0.1	0.0	0.0	0.2
12th	1011	0	94.5	0.3	0.2	0.2	0.2	0.9
Total	17178	0	95.7	0.1	0.1	0.2	0.1	0.2

Table 3.82: When Does Your Child Use Uppers (stimulants)

Grade Level	N of Valid	N of Miss	Do Not Use	Before School	During School	After School	Weeknights	Weekends
4th	1988	0	95.4	0.1	0.1	0.1	0.1	0.1
5th	3119	0	96.3	0.1	0.1	0.0	0.0	0.1
6th	2576	0	96.8	0.1	0.0	0.0	0.1	0.0
7th	2700	0	96.5	0.0	0.1	0.1	0.0	0.2
8th	1739	0	95.9	0.2	0.3	0.3	0.3	0.5
9th	1424	0	94.3	0.2	0.4	0.2	0.3	0.3
10th	1457	0	94.3	0.3	0.2	0.3	0.0	0.4
11th	1164	0	94.3	0.2	0.2	0.0	0.0	0.2
12th	1011	0	94.7	0.1	0.3	0.1	0.3	0.8
Total	17178	0	95.7	0.1	0.1	0.1	0.1	0.2

Table 3.83: When Does Your Child Use Downers (depressants)

Grade Level	N of Valid	N of Miss	Do Not Use	Before School	During School	After School	Weeknights	Weekends
4th	1988	0	95.5	0.1	0.1	0.1	0.1	0.1
5th	3119	0	96.4	0.1	0.0	0.1	0.0	0.1
6th	2576	0	96.7	0.1	0.0	0.0	0.0	0.1
7th	2700	0	96.7	0.0	0.1	0.1	0.1	0.2
8th	1739	0	95.7	0.3	0.2	0.5	0.2	0.3
9th	1424	0	94.2	0.3	0.5	0.3	0.4	0.5
10th	1457	0	94.2	0.3	0.3	0.4	0.3	0.3
11th	1164	0	94.6	0.2	0.0	0.0	0.1	0.1
12th	1011	0	94.6	0.4	0.0	0.1	0.2	0.8
Total	17178	0	95.7	0.1	0.1	0.2	0.1	0.2

Table 3.84: When Does Your Child Use Inhalants (glue, etc)

Grade Level	N of Valid	N of Miss	Do Not Use	Before School	During School	After School	Weeknights	Weekends
4th	1988	0	95.2	0.1	0.3	0.1	0.1	0.1
5th	3119	0	96.3	0.0	0.1	0.1	0.0	0.1
6th	2576	0	96.7	0.0	0.1	0.0	0.0	0.2
7th	2700	0	96.4	0.1	0.2	0.1	0.1	0.1
8th	1739	0	95.5	0.2	0.3	0.5	0.5	0.5
9th	1424	0	94.5	0.1	0.5	0.1	0.4	0.3
10th	1457	0	94.3	0.2	0.1	0.2	0.4	0.2
11th	1164	0	94.4	0.1	0.1	0.0	0.0	0.1
12th	1011	0	94.7	0.3	0.1	0.1	0.1	0.6
Total	17178	0	95.6	0.1	0.2	0.1	0.2	0.2

Table 3.85: When Does Your Child Use Hallucinogens (PCP, LSD, etc)

Grade Level	N of Valid	N of Miss	Do Not Use	Before School	During School	After School	Weeknights	Weekends
4th	1988	0	95.5	0.1	0.1	0.1	0.1	0.1
5th	3119	0	96.4	0.1	0.0	0.0	0.0	0.1
6th	2576	0	96.6	0.0	0.0	0.0	0.0	0.1
7th	2700	0	96.7	0.0	0.1	0.1	0.1	0.1
8th	1739	0	95.6	0.3	0.2	0.4	0.3	0.5
9th	1424	0	94.6	0.1	0.4	0.1	0.2	0.3
10th	1457	0	94.2	0.2	0.1	0.4	0.3	0.3
11th	1164	0	94.7	0.1	0.1	0.0	0.0	0.1
12th	1011	0	94.5	0.3	0.1	0.3	0.3	0.8
Total	17178	0	95.7	0.1	0.1	0.1	0.1	0.2

Table 3.86: When Does Your Child Use Heroin (opiates)

Grade Level	N of Valid	N of Miss	Do Not Use	Before School	During School	After School	Weeknights	Weekends
4th	1988	0	95.6	0.1	0.1	0.1	0.1	0.1
5th	3119	0	96.4	0.1	0.0	0.0	0.0	0.1
6th	2576	0	96.7	0.0	0.0	0.1	0.0	0.1
7th	2700	0	96.7	0.0	0.0	0.1	0.0	0.1
8th	1739	0	95.9	0.2	0.1	0.3	0.2	0.3
9th	1424	0	94.7	0.1	0.2	0.3	0.2	0.2
10th	1457	0	94.5	0.2	0.1	0.2	0.1	0.2
11th	1164	0	94.6	0.1	0.0	0.1	0.0	0.1
12th	1011	0	95.0	0.1	0.4	0.0	0.0	0.4
Total	17178	0	95.8	0.1	0.1	0.1	0.1	0.1

Table 3.87: When Does Your Child Use Anabolic Steroids

Grade Level	N of Valid	N of Miss	Do Not Use	Before School	During School	After School	Weeknights	Weekends
4th	1988	0	95.5	0.1	0.1	0.1	0.1	0.1
5th	3119	0	96.5	0.0	0.1	0.0	0.0	0.1
6th	2576	0	96.8	0.0	0.0	0.0	0.1	0.0
7th	2700	0	96.8	0.0	0.1	0.1	0.0	0.1
8th	1739	0	95.8	0.2	0.2	0.3	0.3	0.3
9th	1424	0	94.2	0.1	0.5	0.1	0.1	0.5
10th	1457	0	94.5	0.3	0.2	0.1	0.0	0.4
11th	1164	0	94.7	0.1	0.0	0.0	0.0	0.2
12th	1011	0	94.7	0.3	0.2	0.4	0.2	0.6
Total	17178	0	95.8	0.1	0.1	0.1	0.1	0.2

Table 3.88: When Does Your Child Use Ecstasy (MDMA)

Grade Level	N of Valid	N of Miss	Do Not Use	Before School	During School	After School	Weeknights	Weekends
4th	1988	0	95.4	0.1	0.1	0.1	0.1	0.1
5th	3119	0	96.4	0.0	0.0	0.1	0.1	0.1
6th	2576	0	96.6	0.0	0.0	0.0	0.0	0.1
7th	2700	0	96.6	0.0	0.0	0.1	0.1	0.2
8th	1739	0	95.7	0.3	0.2	0.5	0.3	0.3
9th	1424	0	94.4	0.2	0.2	0.2	0.2	0.5
10th	1457	0	94.5	0.2	0.1	0.1	0.1	0.4
11th	1164	0	94.5	0.2	0.0	0.1	0.0	0.3
12th	1011	0	94.7	0.2	0.1	0.3	0.3	0.7
Total	17178	0	95.7	0.1	0.1	0.1	0.1	0.2

Table 3.89: When Does Your Child Use OxyContin

Grade Level	N of Valid	N of Miss	Do Not Use	Before School	During School	After School	Weeknights	Weekends
4th	1988	0	95.2	0.1	0.1	0.1	0.1	0.1
5th	3119	0	96.5	0.0	0.0	0.0	0.1	0.1
6th	2576	0	96.3	0.0	0.0	0.0	0.0	0.1
7th	2700	0	96.6	0.0	0.0	0.0	0.1	0.2
8th	1739	0	95.3	0.2	0.2	0.2	0.2	0.2
9th	1424	0	93.8	0.3	0.3	0.4	0.1	0.5
10th	1457	0	94.0	0.1	0.1	0.1	0.0	0.4
11th	1164	0	93.9	0.1	0.0	0.0	0.0	0.3
12th	1011	0	94.5	0.1	0.1	0.4	0.1	0.9
Total	17178	0	95.5	0.1	0.1	0.1	0.1	0.2

3.8 How Easy Is It For Students In Your Child's Grade To Get

Table 3.90: How Easy Is It For Students In Your Child's Grade To Get Cigarettes

Grade Level	N of Valid	N of Miss	Can't Get	Fairly Hard	Fairly Easy	Very Easy	Don't Know
4th	1861	127	37.3	18.5	14.6	8.0	21.6
5th	2916	203	28.8	21.1	18.5	9.5	22.2
6th	2432	144	21.1	17.8	23.5	14.5	23.2
7th	2558	142	14.1	14.2	29.7	21.5	20.5
8th	1630	109	11.5	11.0	31.7	26.2	19.7
9th	1328	96	7.7	7.9	28.9	41.5	14.0
10th	1367	90	6.3	7.4	25.0	46.2	15.1
11th	1084	80	6.1	4.3	25.3	49.9	14.4
12th	953	58	4.3	4.2	21.1	57.4	13.0
Total	16129	1049	17.9	13.8	23.9	25.0	19.4

Table 3.91: How Easy Is It For Students In Your Child's Grade To Get Smokeless Tobacco, Snuff, etc

Grade Level	N of Valid	N of Miss	Can't Get	Fairly Hard	Fairly Easy	Very Easy	Don't Know
4th	1860	128	39.3	19.4	12.0	6.6	22.7
5th	2921	198	31.6	20.7	17.0	7.8	22.9
6th	2425	151	22.8	17.8	22.3	12.1	25.0
7th	2555	145	16.4	14.4	27.0	19.3	22.9
8th	1628	111	14.0	12.2	29.1	21.8	22.9
9th	1323	101	8.5	9.0	27.4	35.8	19.3
10th	1366	91	7.4	8.3	24.5	39.2	20.6
11th	1076	88	7.2	4.9	25.0	43.5	19.4
12th	948	63	4.9	4.7	20.1	52.0	18.2
Total	16102	1076	19.8	14.3	22.3	21.5	22.2

Table 3.92: How Easy Is It For Students In Your Child's Grade To Get Cigars

Grade Level	N of Valid	N of Miss	Can't Get	Fairly Hard	Fairly Easy	Very Easy	Don't Know
4th	1861	127	41.7	19.9	9.7	5.2	23.5
5th	2918	201	35.2	21.7	13.8	5.3	24.0
6th	2417	159	26.1	19.8	19.0	8.7	26.4
7th	2537	163	18.1	18.4	25.1	13.1	25.2
8th	1625	114	15.3	16.3	26.5	17.5	24.4
9th	1321	103	9.7	12.6	27.8	28.7	21.2
10th	1364	93	7.3	10.8	25.3	34.5	22.1
11th	1074	90	7.4	7.4	25.7	37.5	22.0
12th	946	65	5.5	5.1	22.7	46.4	20.3
Total	16063	1115	21.8	16.5	20.6	17.3	23.8

Table 3.93: How Easy Is It For Students In Your Child's Grade To Get Beer

Grade Level	N of Valid	N of Miss	Can't Get	Fairly Hard	Fairly Easy	Very Easy	Don't Know
4th	1852	136	41.5	19.3	11.0	5.7	22.6
5th	2913	206	35.0	21.8	14.3	6.3	22.5
6th	2422	154	24.6	20.8	19.7	10.6	24.3
7th	2550	150	17.5	19.8	24.9	14.8	23.0
8th	1629	110	14.6	16.0	27.3	20.6	21.4
9th	1324	100	9.2	12.4	30.0	31.6	16.8
10th	1367	90	7.8	8.9	29.6	36.9	16.9
11th	1078	86	7.3	7.3	29.2	41.5	14.7
12th	952	59	5.8	6.6	27.5	45.8	14.3
Total	16087	1091	21.3	16.7	22.1	19.0	20.8

Table 3.94: How Easy Is It For Students In Your Child's Grade To Get Wine Coolers

Grade Level	N of Valid	N of Miss	Can't Get	Fairly Hard	Fairly Easy	Very Easy	Don't Know
4th	1858	130	42.7	19.3	9.8	5.4	22.8
5th	2911	208	36.5	21.2	13.6	5.6	23.2
6th	2422	154	25.7	20.8	18.7	9.4	25.4
7th	2542	158	18.9	20.4	22.9	13.8	24.1
8th	1627	112	15.4	17.1	25.9	18.6	23.0
9th	1319	105	9.9	12.4	30.1	29.6	18.1
10th	1365	92	8.1	9.9	29.1	34.6	18.4
11th	1073	91	7.7	7.5	27.7	40.4	16.7
12th	953	58	5.9	6.6	27.9	43.2	16.4
Total	16070	1108	22.3	16.9	21.1	17.7	21.9

Table 3.95: How Easy Is It For Students In Your Child's Grade To Get Liquor

Grade Level	N of Valid	N of Miss	Can't Get	Fairly Hard	Fairly Easy	Very Easy	Don't Know
4th	1855	133	44.4	19.8	8.2	4.6	22.9
5th	2914	205	38.0	22.6	11.4	4.6	23.4
6th	2420	156	28.1	22.4	15.9	8.1	25.5
7th	2548	152	20.7	22.8	20.4	11.3	24.8
8th	1623	116	16.4	19.7	23.2	16.9	23.9
9th	1319	105	11.2	15.6	27.8	26.7	18.7
10th	1362	95	9.3	12.3	29.3	30.6	18.5
11th	1073	91	9.2	10.7	27.5	36.3	16.2
12th	951	60	6.3	9.5	28.9	39.3	16.0
Total	16065	1113	23.9	18.9	19.3	15.6	22.2

Table 3.96: How Easy Is It For Students In Your Child's Grade To Get Marijuana

Grade Level	N of Valid	N of Miss	Can't Get	Fairly Hard	Fairly Easy	Very Easy	Don't Know
4th	1855	133	47.7	18.4	5.6	4.1	24.2
5th	2922	197	40.9	21.4	8.8	3.5	25.5
6th	2418	158	29.9	22.0	13.9	6.4	27.8
7th	2544	156	21.2	22.2	18.0	11.0	27.6
8th	1616	123	16.7	18.1	21.9	15.8	27.5
9th	1317	107	10.8	13.2	28.2	26.5	21.3
10th	1360	97	9.9	10.5	27.1	30.5	22.0
11th	1069	95	8.2	8.0	29.4	34.3	20.0
12th	948	63	5.9	8.3	28.0	35.9	21.9
Total	16049	1129	25.1	17.7	17.6	14.6	25.0

Table 3.97: How Easy Is It For Students In Your Child's Grade To Get Cocaine (crack, etc)

Grade Level	N of Valid	N of Miss	Can't Get	Fairly Hard	Fairly Easy	Very Easy	Don't Know
4th	1856	132	52.0	16.1	4.0	2.9	25.0
5th	2918	201	45.2	19.9	6.1	2.0	26.9
6th	2420	156	35.7	22.5	7.9	3.5	30.5
7th	2541	159	26.8	24.6	10.7	5.6	32.3
8th	1620	119	22.2	23.3	12.3	8.7	33.6
9th	1311	113	14.5	23.0	18.2	14.0	30.4
10th	1357	100	12.3	19.7	19.5	15.6	32.9
11th	1063	101	11.1	19.0	19.6	15.2	35.1
12th	944	67	8.5	17.5	21.2	16.8	36.0
Total	16030	1148	29.6	21.0	11.4	7.5	30.6

Table 3.98: How Easy Is It For Students In Your Child's Grade To Get Uppers (stimulants)

Grade Level	N of Valid	N of Miss	Can't Get	Fairly Hard	Fairly Easy	Very Easy	Don't Know
4th	1853	135	51.8	16.5	3.9	2.4	25.4
5th	2919	200	44.8	19.8	5.8	1.7	27.9
6th	2422	154	35.3	22.4	7.9	3.3	31.0
7th	2541	159	27.7	22.8	10.9	5.4	33.2
8th	1621	118	22.9	22.5	11.8	8.0	34.8
9th	1309	115	15.2	21.4	19.8	12.4	31.2
10th	1355	102	13.3	18.6	19.0	14.1	35.0
11th	1060	104	11.2	17.7	18.6	16.0	36.4
12th	940	71	9.4	15.2	21.3	16.2	38.0
Total	16020	1158	29.9	20.2	11.3	7.0	31.6

Table 3.99: How Easy Is It For Students In Your Child's Grade To Get Downers (depressants)

Grade Level	N of Valid	N of Miss	Can't Get	Fairly Hard	Fairly Easy	Very Easy	Don't Know
4th	1854	134	51.9	16.5	3.7	2.6	25.3
5th	2923	196	44.7	20.0	5.5	1.7	28.0
6th	2424	152	35.1	22.2	8.1	3.6	31.1
7th	2545	155	27.2	23.7	10.9	5.3	32.9
8th	1618	121	23.0	21.8	11.8	8.2	35.2
9th	1308	116	14.6	21.8	20.0	11.8	31.8
10th	1353	104	12.8	19.1	19.1	13.6	35.5
11th	1059	105	11.2	17.8	19.3	14.6	37.1
12th	944	67	9.1	15.9	21.3	15.3	38.5
Total	16028	1150	29.7	20.4	11.3	6.8	31.8

Table 3.100: How Easy Is It For Students In Your Child's Grade To Get Inhalants (glue, etc)

Grade Level	N of Valid	N of Miss	Can't Get	Fairly Hard	Fairly Easy	Very Easy	Don't Know
4th	1850	138	49.0	13.8	5.9	6.6	24.6
5th	2915	204	40.8	16.2	8.5	8.9	25.6
6th	2419	157	31.5	17.7	10.0	11.9	28.9
7th	2540	160	23.7	16.2	13.1	17.6	29.4
8th	1616	123	20.5	15.0	14.8	18.9	30.8
9th	1308	116	13.6	15.9	18.9	23.4	28.2
10th	1356	101	11.4	12.2	17.2	27.9	31.2
11th	1060	104	10.0	12.5	15.5	28.8	33.3
12th	944	67	8.7	10.8	17.8	28.5	34.2
Total	16008	1170	26.9	15.1	12.4	16.8	28.8

Table 3.101: How Easy Is It For Students In Your Child's Grade To Get Hallucinogens (PCP, LSD, etc)

Grade Level	N of Valid	N of Miss	Can't Get	Fairly Hard	Fairly Easy	Very Easy	Don't Know
4th	1849	139	53.0	15.8	2.9	2.1	26.1
5th	2912	207	46.2	19.4	4.5	1.3	28.6
6th	2420	156	37.1	22.3	5.8	2.9	31.9
7th	2546	154	29.3	23.8	7.7	4.7	34.5
8th	1622	117	24.7	22.7	8.9	6.1	37.5
9th	1310	114	16.3	24.7	15.3	8.5	35.3
10th	1356	101	14.0	22.1	14.2	10.8	38.9
11th	1055	109	11.7	20.3	15.2	11.9	40.9
12th	940	71	10.6	19.1	16.7	11.2	42.3
Total	16010	1168	31.2	21.2	8.6	5.3	33.7

Table 3.102: How Easy Is It For Students In Your Child's Grade To Get Heroin (opiates)

Grade Level	N of Valid	N of Miss	Can't Get	Fairly Hard	Fairly Easy	Very Easy	Don't Know
4th	1856	132	53.8	15.2	3.0	2.2	25.9
5th	2916	203	46.9	19.3	4.0	1.3	28.5
6th	2423	153	38.0	21.7	5.6	2.7	32.0
7th	2545	155	30.6	24.1	7.0	4.0	34.3
8th	1624	115	25.9	23.3	7.9	5.6	37.2
9th	1305	119	18.0	25.7	12.1	8.3	35.9
10th	1353	104	15.7	22.2	12.2	10.4	39.4
11th	1057	107	13.2	22.2	13.6	9.9	41.1
12th	941	70	11.9	20.0	15.4	9.6	43.1
Total	16020	1158	32.4	21.4	7.7	4.9	33.7

Table 3.103: How Easy Is It For Students In Your Child's Grade To Get Anabolic Steroids

Grade Level	N of Valid	N of Miss	Can't Get	Fairly Hard	Fairly Easy	Very Easy	Don't Know
4th	1857	131	53.4	15.2	3.2	2.4	25.8
5th	2917	202	46.1	19.4	4.5	1.3	28.7
6th	2422	154	36.8	21.8	6.2	2.8	32.3
7th	2539	161	28.7	23.7	9.0	4.2	34.4
8th	1623	116	24.8	21.9	10.0	6.2	37.0
9th	1308	116	16.5	23.2	15.4	9.8	35.2
10th	1355	102	14.2	19.2	15.8	11.7	39.2
11th	1062	102	12.1	18.2	17.2	13.0	39.5
12th	939	72	10.1	16.6	19.1	12.5	41.7
Total	16022	1156	31.2	20.3	9.4	5.6	33.6

Table 3.104: How Easy Is It For Students In Your Child's Grade To Get Ecstasy (MDMA)

Grade Level	N of Valid	N of Miss	Can't Get	Fairly Hard	Fairly Easy	Very Easy	Don't Know
4th	1858	130	53.4	15.5	3.2	2.2	25.7
5th	2917	202	46.1	19.1	4.9	1.4	28.6
6th	2419	157	36.5	22.3	6.6	3.0	31.6
7th	2538	162	28.1	24.0	9.3	4.6	33.9
8th	1616	123	24.9	21.3	10.4	6.6	36.8
9th	1309	115	17.0	22.2	16.3	10.5	34.0
10th	1353	104	14.0	18.6	16.4	12.5	38.6
11th	1059	105	11.5	18.2	17.8	14.4	38.1
12th	941	70	10.2	16.0	19.8	14.2	39.7
Total	16010	1168	31.0	20.1	9.8	6.1	33.0

Table 3.105: How Easy Is It For Students In Your Child's Grade To Get OxyContin

Grade Level	N of Valid	N of Miss	Can't Get	Fairly Hard	Fairly Easy	Very Easy	Don't Know
4th	1853	135	53.6	15.4	3.1	2.1	25.8
5th	2912	207	46.3	19.0	4.9	1.4	28.4
6th	2411	165	36.7	21.9	6.1	2.9	32.4
7th	2525	175	28.6	23.6	9.0	4.6	34.3
8th	1611	128	25.1	21.7	9.6	5.9	37.7
9th	1305	119	16.8	23.1	15.2	9.6	35.4
10th	1338	119	14.9	20.0	14.1	11.4	39.5
11th	1056	108	12.4	18.4	16.9	12.3	40.1
12th	938	73	11.0	16.6	17.8	12.6	42.0
Total	15949	1229	31.4	20.3	9.2	5.6	33.7

3.9 Effectiveness of Solutions

Table 3.106: School-based Education About The Harmful Effects Of Drug And Alcohol Use

Grade Level	N of Valid	N of Miss	1 - Not Effective	2	3	4	5 - Very Effective
4th	1827	161	5.3	6.4	24.1	21.9	42.4
5th	2915	204	3.8	6.9	22.1	25.7	41.5
6th	2426	150	5.2	7.7	27.9	24.4	34.8
7th	2558	142	5.3	9.7	28.5	25.1	31.5
8th	1630	109	6.1	12.6	30.2	23.1	28.0
9th	1341	83	6.1	10.6	32.7	25.6	25.1
10th	1370	87	7.7	14.2	33.6	22.2	22.3
11th	1089	75	8.4	14.8	34.4	22.3	20.1
12th	954	57	7.7	13.7	36.4	23.0	19.3
Total	16110	1068	5.7	9.8	28.6	24.0	31.9

Table 3.107: Religious Institutions Providing Drug Education To Young People

Grade Level	N of Valid	N of Miss	1 - Not Effective	2	3	4	5 - Very Effective
4th	1835	153	5.4	8.2	22.1	22.9	41.3
5th	2900	219	4.9	7.7	23.2	25.7	38.4
6th	2416	160	6.4	9.7	24.3	25.0	34.6
7th	2542	158	6.7	10.0	25.3	26.2	31.8
8th	1618	121	8.1	11.7	26.6	26.1	27.4
9th	1340	84	8.7	10.1	29.5	25.2	26.6
10th	1364	93	7.2	16.1	30.1	23.7	23.0
11th	1083	81	8.1	15.0	29.1	24.7	23.2
12th	950	61	7.8	16.3	30.2	24.9	20.7
Total	16048	1130	6.7	10.7	25.8	25.1	31.6

Table 3.108: Parents Providing Drug Education To Their Children

Grade Level	N of Valid	N of Miss	1 - Not Effective	2	3	4	5 - Very Effective
4th	1839	149	3.3	4.3	13.8	21.6	57.0
5th	2910	209	3.4	3.2	13.1	22.0	58.2
6th	2420	156	3.4	4.7	15.2	24.2	52.6
7th	2564	136	3.9	4.2	15.4	24.6	52.0
8th	1625	114	4.9	6.3	17.5	23.8	47.5
9th	1348	76	3.4	6.0	20.6	25.5	44.4
10th	1367	90	5.4	7.2	19.3	27.4	40.7
11th	1090	74	3.5	7.9	19.6	30.4	38.6
12th	953	58	3.9	7.3	21.4	26.0	41.3
Total	16116	1062	3.8	5.2	16.4	24.4	50.2

Table 3.109: Parents Taking Responsibility For Their Children's Use Of Drugs And Alcohol

Grade Level	N of Valid	N of Miss	1 - Not Effective	2	3	4	5 - Very Effective
4th	1833	155	6.1	5.9	14.3	17.9	55.8
5th	2902	217	5.2	4.5	14.6	19.2	56.5
6th	2412	164	6.1	5.9	16.7	19.7	51.7
7th	2552	148	6.8	6.2	14.5	20.6	52.0
8th	1621	118	8.1	7.1	15.8	20.3	48.7
9th	1341	83	6.3	7.3	18.9	20.1	47.4
10th	1364	93	6.9	9.3	17.2	22.6	44.0
11th	1078	86	6.0	8.2	16.1	25.9	43.8
12th	956	55	7.1	9.5	16.9	24.2	42.3
Total	16059	1119	6.4	6.6	15.8	20.6	50.7

Table 3.110: News Media In Keeping Parents/Public Informed About Student Drug Use And Violence

Grade Level	N of Valid	N of Miss	1 - Not Effective	2	3	4	5 - Very Effective
4th	1837	151	5.1	7.3	23.0	23.9	40.7
5th	2910	209	4.6	7.7	23.0	26.9	37.8
6th	2416	160	5.8	8.8	24.0	26.7	34.9
7th	2558	142	5.9	8.2	25.1	28.0	32.7
8th	1620	119	7.9	8.5	27.5	26.9	29.2
9th	1343	81	5.1	9.6	28.1	27.8	29.3
10th	1375	82	7.2	12.5	27.1	26.9	26.3
11th	1091	73	6.6	10.9	30.6	27.2	24.7
12th	955	56	7.4	12.7	32.4	26.2	21.4
Total	16105	1073	5.9	9.1	25.8	26.8	32.5

Table 3.111: Schools In Keeping Parents/Public Informed About Student Drug Use And Violence

Grade Level	N of Valid	N of Miss	1 - Not Effective	2	3	4	5 - Very Effective
4th	1831	157	4.4	6.5	19.6	22.8	46.6
5th	2911	208	5.1	6.3	18.9	26.7	43.0
6th	2412	164	7.9	7.9	20.2	25.7	38.3
7th	2558	142	6.7	9.6	20.7	25.1	37.8
8th	1622	117	8.9	9.5	23.1	24.7	33.8
9th	1331	93	6.5	10.4	23.1	27.1	32.9
10th	1371	86	8.8	12.8	24.1	26.2	28.2
11th	1085	79	7.3	11.7	24.4	28.1	28.5
12th	949	62	7.7	13.3	26.6	27.2	25.3
Total	16070	1108	6.8	9.1	21.5	25.8	36.8

Table 3.112: Police In Keeping Parents/Public Informed About Student Drug Use And Violence

Grade Level	N of Valid	N of Miss	1 - Not Effective	2	3	4	5 - Very Effective
4th	1830	158	6.2	8.1	20.8	23.1	41.7
5th	2906	213	5.8	8.2	21.1	24.8	40.0
6th	2420	156	8.1	9.8	21.4	24.4	36.3
7th	2549	151	7.3	11.1	21.5	25.5	34.7
8th	1625	114	10.0	10.6	24.6	24.3	30.4
9th	1339	85	9.0	12.6	23.9	24.4	30.1
10th	1371	86	9.3	14.7	25.0	24.6	26.3
11th	1084	80	8.5	11.6	27.9	25.5	26.6
12th	949	62	8.7	13.4	28.0	24.9	25.0
Total	16073	1105	7.8	10.6	23.0	24.6	34.1

Table 3.113: Support By Civic And Service Organizations For Drug, Alcohol And Violence Prevention Activities

Grade Level	N of Valid	N of Miss	1 - Not Effective	2	3	4	5 - Very Effective
4th	1820	168	5.7	8.7	25.1	23.9	36.6
5th	2886	233	5.2	8.1	26.6	27.1	33.0
6th	2388	188	7.8	10.4	26.9	25.7	29.1
7th	2539	161	6.4	11.1	26.7	26.7	29.0
8th	1612	127	9.0	11.8	30.3	24.9	23.9
9th	1320	104	8.6	12.7	29.2	25.8	23.6
10th	1362	95	8.7	15.4	31.5	24.1	20.3
11th	1076	88	6.5	14.1	31.2	28.6	19.5
12th	945	66	8.5	13.9	33.3	25.7	18.6
Total	15948	1230	7.1	11.1	28.2	25.9	27.6

Table 3.114: Parents Involved In Drug, Alcohol And Violence Prevention

Grade Level	N of Valid	N of Miss	1 - Not Effective	2	3	4	5 - Very Effective
4th	1816	172	4.5	6.8	17.2	21.6	49.9
5th	2897	222	4.5	5.0	17.4	23.2	49.8
6th	2402	174	5.9	7.2	19.0	23.3	44.6
7th	2539	161	5.3	7.4	18.4	24.7	44.2
8th	1616	123	7.5	8.1	19.6	23.3	41.5
9th	1331	93	6.2	8.9	21.6	24.9	38.4
10th	1360	97	6.8	10.9	21.6	25.0	35.7
11th	1074	90	6.1	10.1	21.1	25.6	37.2
12th	945	66	7.1	9.1	23.0	27.4	33.4
Total	15980	1198	5.7	7.6	19.3	24.0	43.4

Table 3.115: Work Of Community Coalition In Keeping Young People Drug-Free

Grade Level	N of Valid	N of Miss	1 - Not Effective	2	3	4	5 - Very Effective
4th	1818	170	5.3	8.6	23.3	24.2	38.6
5th	2875	244	5.3	8.0	24.6	26.3	35.9
6th	2387	189	7.1	9.0	27.1	25.1	31.8
7th	2527	173	6.1	10.2	27.6	25.3	30.7
8th	1610	129	9.4	9.7	29.5	24.8	26.5
9th	1328	96	7.7	13.6	27.1	24.9	26.7
10th	1355	102	8.7	15.6	29.4	25.3	21.0
11th	1070	94	7.6	14.4	29.6	27.0	21.4
12th	938	73	9.0	14.1	32.6	24.7	19.6
Total	15908	1270	7.0	10.6	27.2	25.3	29.9

Table 3.116: Training Programs For Teachers And Other Professionals In The Community

Grade Level	N of Valid	N of Miss	1 - Not Effective	2	3	4	5 - Very Effective
4th	1815	173	5.1	7.5	23.4	25.0	39.0
5th	2883	236	4.9	7.6	23.6	27.1	36.8
6th	2386	190	8.1	9.6	24.6	26.1	31.6
7th	2527	173	6.6	10.0	27.5	25.8	30.1
8th	1607	132	9.2	9.5	28.1	25.3	27.9
9th	1328	96	8.1	12.8	27.9	25.9	25.2
10th	1358	99	10.3	13.5	29.1	25.7	21.4
11th	1068	96	7.7	12.9	28.8	27.6	22.9
12th	935	76	7.4	12.8	33.0	26.1	20.6
Total	15907	1271	7.2	10.1	26.5	26.1	30.1

Table 3.117: Student Action Groups' Involvement In The Prevention Of Drug Use And Violence

Grade Level	N of Valid	N of Miss	1 - Not Effective	2	3	4	5 - Very Effective
4th	1809	179	4.5	8.1	22.3	23.5	41.5
5th	2868	251	4.8	7.2	22.5	26.0	39.5
6th	2385	191	7.2	8.8	21.8	25.7	36.5
7th	2525	175	5.9	8.4	25.1	26.0	34.5
8th	1608	131	9.0	10.3	25.1	25.8	29.8
9th	1326	98	6.5	11.7	25.3	27.6	29.0
10th	1354	103	6.8	12.2	27.0	29.3	24.7
11th	1069	95	6.5	12.6	24.3	30.0	26.6
12th	937	74	6.7	11.5	27.3	29.9	24.5
Total	15881	1297	6.3	9.5	24.1	26.6	33.6

Table 3.118: After School Activities For Young People At School

Grade Level	N of Valid	N of Miss	1 - Not Effective	2	3	4	5 - Very Effective
4th	1811	177	6.3	5.9	17.8	22.7	47.2
5th	2865	254	6.3	5.8	18.6	23.6	45.7
6th	2404	172	8.4	8.5	17.9	24.8	40.4
7th	2525	175	6.8	8.2	19.0	26.1	39.9
8th	1604	135	8.3	7.5	19.5	27.1	37.6
9th	1325	99	7.3	6.9	20.7	26.2	38.9
10th	1354	103	7.8	10.2	22.4	25.3	34.3
11th	1067	97	6.7	10.5	19.8	29.3	33.7
12th	937	74	7.2	9.6	23.9	25.6	33.7
Total	15892	1286	7.2	7.8	19.5	25.3	40.3

Table 3.119: After School Activities For Young People In The Community

Grade Level	N of Valid	N of Miss	1 - Not Effective	2	3	4	5 - Very Effective
4th	1818	170	7.0	7.4	17.9	21.8	45.9
5th	2880	239	6.7	7.2	19.0	23.3	43.8
6th	2391	185	9.6	9.2	19.3	23.1	38.8
7th	2539	161	8.0	9.2	19.7	24.4	38.7
8th	1614	125	9.7	9.2	19.9	25.2	36.1
9th	1333	91	9.2	8.9	21.9	24.6	35.4
10th	1362	95	9.6	11.5	23.5	23.5	31.9
11th	1078	86	8.3	10.9	21.7	26.6	32.6
12th	940	71	8.4	11.5	23.6	25.7	30.7
Total	15955	1223	8.3	9.1	20.2	24.0	38.4

Table 3.120: Early Help Programs For Students Who Are Beginning Drug And Alcohol Use

Grade Level	N of Valid	N of Miss	1 - Not Effective	2	3	4	5 - Very Effective
4th	1812	176	6.8	7.7	19.6	21.3	44.5
5th	2847	272	6.7	7.0	20.3	22.1	43.8
6th	2385	191	9.5	9.2	20.2	23.1	38.0
7th	2533	167	7.8	9.4	21.2	24.3	37.3
8th	1596	143	9.6	9.8	20.9	24.4	35.3
9th	1327	97	8.9	9.9	24.0	24.4	32.7
10th	1343	114	9.1	13.0	24.0	24.4	29.5
11th	1070	94	8.2	11.7	22.4	26.3	31.4
12th	928	83	8.9	12.2	24.9	26.0	28.0
Total	15841	1337	8.2	9.5	21.4	23.7	37.2

Table 3.121: Treatment For Students Who Are Drug And/or Alcohol Dependent

Grade Level	N of Valid	N of Miss	1 - Not Effective	2	3	4	5 - Very Effective
4th	1799	189	6.4	7.9	21.1	20.0	44.5
5th	2846	273	6.7	7.5	22.0	21.4	42.4
6th	2367	209	9.2	8.9	21.3	22.4	38.2
7th	2515	185	7.0	8.7	22.7	24.1	37.5
8th	1589	150	9.2	9.3	22.5	23.9	35.1
9th	1321	103	8.3	10.1	23.8	24.2	33.5
10th	1338	119	9.3	12.8	24.3	23.6	30.0
11th	1067	97	7.1	11.2	24.6	26.1	30.8
12th	927	84	7.7	11.8	25.7	26.2	28.7
Total	15769	1409	7.8	9.3	22.7	23.1	37.1

Table 3.122: Fund-raising To Provide Resources For School/Community Prevention Programs

Grade Level	N of Valid	N of Miss	1 - Not Effective	2	3	4	5 - Very Effective
4th	1808	180	9.1	9.6	26.9	20.0	34.3
5th	2840	279	9.1	11.2	27.4	21.9	30.4
6th	2361	215	12.4	12.5	26.2	21.7	27.2
7th	2518	182	10.7	14.7	28.1	21.2	25.3
8th	1590	149	12.1	14.3	28.9	20.6	24.2
9th	1317	107	12.6	14.2	31.1	19.8	22.2
10th	1332	125	14.4	17.9	30.5	17.9	19.2
11th	1054	110	10.7	17.5	32.0	21.8	18.0
12th	920	91	12.6	18.0	33.4	19.1	16.8
Total	15740	1438	11.2	13.7	28.6	20.7	25.7

Table 3.123: Laws Prohibiting Use Of Alcohol By Minors

Grade Level	N of Valid	N of Miss	1 - Not Effective	2	3	4	5 - Very Effective
4th	1823	165	7.6	7.5	20.8	19.3	44.8
5th	2883	236	6.6	8.2	20.1	21.2	43.9
6th	2398	178	8.0	9.6	21.8	20.9	39.7
7th	2541	159	8.7	11.4	22.5	19.7	37.7
8th	1609	130	10.4	11.0	23.8	20.4	34.4
9th	1331	93	9.8	14.5	24.9	19.3	31.5
10th	1356	101	13.2	15.0	24.9	19.1	27.7
11th	1082	82	12.2	15.1	25.0	20.1	27.5
12th	952	59	13.8	15.7	28.2	17.4	25.0
Total	15975	1203	9.3	11.1	22.8	20.0	36.8

Table 3.124: Laws Prohibiting Use Of Illicit Drugs

Grade Level	N of Valid	N of Miss	1 - Not Effective	2	3	4	5 - Very Effective
4th	1815	173	7.9	7.9	20.0	19.6	44.6
5th	2865	254	6.8	7.9	20.5	20.9	43.9
6th	2406	170	8.1	9.3	22.1	20.9	39.6
7th	2534	166	8.6	11.9	22.1	19.4	38.0
8th	1610	129	10.4	11.4	23.1	20.1	35.0
9th	1328	96	9.6	15.1	24.4	19.6	31.3
10th	1357	100	13.3	14.6	23.7	20.1	28.4
11th	1078	86	10.9	15.0	25.7	20.3	28.0
12th	948	63	13.9	15.7	27.6	17.3	25.4
Total	15941	1237	9.3	11.2	22.6	20.0	36.9

Table 3.125: School Policy On Student Use Of Drugs And Alcohol At School

Grade Level	N of Valid	N of Miss	1 - Not Effective	2	3	4	5 - Very Effective
4th	1823	165	5.2	6.0	18.5	21.6	48.8
5th	2886	233	4.6	6.0	18.3	22.9	48.2
6th	2395	181	4.9	7.3	20.5	23.8	43.6
7th	2539	161	6.4	8.6	20.6	24.0	40.4
8th	1602	137	6.5	8.9	22.8	22.5	39.2
9th	1344	80	6.7	10.4	24.0	22.8	36.1
10th	1356	101	8.7	12.5	23.7	21.9	33.1
11th	1080	84	7.4	10.9	21.9	27.0	32.8
12th	945	66	7.7	10.3	27.3	23.4	31.3
Total	15970	1208	6.1	8.4	21.2	23.2	41.1

Table 3.126: School Policy On Student Violence

Grade Level	N of Valid	N of Miss	1 - Not Effective	2	3	4	5 - Very Effective
4th	1804	184	4.7	6.2	19.3	21.4	48.4
5th	2851	268	4.8	5.9	18.6	23.0	47.7
6th	2375	201	5.3	7.8	20.5	24.3	42.1
7th	2523	177	6.8	9.0	20.7	24.7	38.8
8th	1586	153	6.7	9.0	23.0	23.0	38.3
9th	1319	105	6.7	9.6	23.7	25.2	34.7
10th	1338	119	7.2	13.2	24.0	23.8	31.9
11th	1062	102	7.3	10.1	23.4	26.5	32.8
12th	925	86	7.5	9.0	28.9	23.2	31.5
Total	15783	1395	6.1	8.4	21.5	23.8	40.2

Table 3.127: Law Enforcement In Keeping Drugs And Alcohol Away From Students

Grade Level	N of Valid	N of Miss	1 - Not Effective	2	3	4	5 - Very Effective
4th	1819	169	5.7	7.8	21.3	21.1	44.1
5th	2876	243	4.6	7.5	22.1	22.8	43.0
6th	2390	186	6.1	8.1	24.1	22.5	39.2
7th	2530	170	5.9	10.5	23.6	22.7	37.3
8th	1605	134	8.7	9.8	25.6	21.7	34.2
9th	1329	95	7.4	12.6	27.5	22.3	30.2
10th	1352	105	9.1	13.3	26.7	22.9	28.0
11th	1076	88	7.8	14.1	25.5	25.9	26.7
12th	940	71	9.7	13.8	30.7	22.1	23.6
Total	15917	1261	6.7	10.1	24.5	22.6	36.2

Table 3.128: Having A Security Officer At The School

Grade Level	N of Valid	N of Miss	1 - Not Effective	2	3	4	5 - Very Effective
4th	1799	189	7.3	6.0	19.5	18.9	48.4
5th	2828	291	6.7	5.4	17.9	24.1	45.9
6th	2374	202	8.3	7.0	18.5	23.6	42.5
7th	2518	182	8.5	6.1	20.8	22.9	41.7
8th	1575	164	9.5	6.7	21.4	22.4	40.0
9th	1322	102	9.1	7.9	23.3	22.8	36.8
10th	1328	129	9.4	10.8	23.6	23.6	32.5
11th	1068	96	8.2	9.5	25.6	25.6	31.2
12th	923	88	9.2	10.5	25.6	24.2	30.6
Total	15735	1443	8.3	7.2	20.9	23.0	40.6

Table 3.129: Active Involvement Of Business And Industry In the Prevention Of Drug Use and Violence

Grade Level	N of Valid	N of Miss	1 - Not Effective	2	3	4	5 - Very Effective
4th	1810	178	6.6	8.9	26.4	21.7	36.5
5th	2853	266	6.0	9.0	29.1	23.3	32.6
6th	2376	200	8.8	10.9	27.5	23.0	29.8
7th	2526	174	7.8	12.0	28.8	22.6	28.7
8th	1604	135	10.3	12.5	29.3	21.8	26.1
9th	1331	93	8.9	13.6	31.0	21.9	24.6
10th	1339	118	9.9	16.7	32.2	21.1	20.1
11th	1065	99	9.8	17.1	30.8	21.7	20.7
12th	928	83	9.8	16.6	34.4	20.0	19.2
Total	15832	1346	8.3	12.1	29.4	22.2	28.0

Table 3.130: Drug Screening Of Students By The School

Grade Level	N of Valid	N of Miss	1 - Not Effective	2	3	4	5 - Very Effective
4th	1804	184	11.8	7.5	21.4	19.2	40.1
5th	2831	288	11.4	8.4	19.9	19.7	40.6
6th	2361	215	14.7	7.2	19.9	21.0	37.2
7th	2507	193	13.0	8.9	20.9	19.9	37.3
8th	1580	159	13.5	11.1	20.1	19.7	35.7
9th	1314	110	13.2	11.2	22.6	19.8	33.3
10th	1339	118	14.4	12.0	22.0	20.6	31.0
11th	1054	110	12.6	12.4	23.1	19.8	32.0
12th	921	90	14.5	12.9	25.2	20.0	27.4
Total	15711	1467	13.1	9.5	21.2	20.0	36.2

Table 3.131: TV Ads On Preventing Drug Use By Youth

Grade Level	N of Valid	N of Miss	1 - Not Effective	2	3	4	5 - Very Effective
4th	1835	153	5.7	9.4	26.8	21.4	36.7
5th	2892	227	5.7	9.1	26.8	22.7	35.6
6th	2413	163	5.8	10.5	28.6	23.4	31.7
7th	2544	156	7.5	11.6	27.6	23.2	30.2
8th	1617	122	8.2	12.2	28.4	22.4	28.9
9th	1342	82	7.4	13.8	30.2	22.1	26.6
10th	1365	92	10.1	14.9	32.0	20.7	22.3
11th	1084	80	9.8	15.8	33.5	19.3	21.7
12th	944	67	10.8	16.6	37.1	16.2	19.3
Total	16036	1142	7.3	11.8	29.1	21.9	29.8

Table 3.132: TV Ads On Preventing Alcohol Use By Youth

Grade Level	N of Valid	N of Miss	1 - Not Effective	2	3	4	5 - Very Effective
4th	1834	154	6.0	9.3	25.7	21.8	37.3
5th	2889	230	5.9	9.3	26.9	22.3	35.6
6th	2408	168	6.5	10.6	28.4	22.9	31.6
7th	2551	149	8.0	11.6	27.6	22.4	30.5
8th	1616	123	9.1	12.0	27.9	22.2	28.8
9th	1343	81	8.8	14.1	28.6	21.4	27.1
10th	1365	92	10.9	16.0	30.7	19.8	22.6
11th	1084	80	10.1	16.1	33.1	18.0	22.7
12th	943	68	11.8	16.0	36.2	16.9	19.2
Total	16033	1145	8.0	12.0	28.6	21.4	30.0